

STANDARD PAVEMENT MARKING LEGEND			
(A)	TYPE B CLASS 1	WHITE 4" WIDTH	PARKING LANES, EDGE LINES, LANE LINES
(B)	TYPE B CLASS 1	WHITE 4" WIDTH 10' LONG 30' SPACING	DASHED LANE LINES
(C)	TYPE B CLASS 1	WHITE 4" WIDTH, 2' LONG, 10' SPACING	LANE TRANSITIONS, TURN LANE SKIPS
(D)	TYPE B CLASS 1	WHITE 18" WIDTH	STOP BARS
(E)	TYPE B CLASS 1	WHITE 24" WIDTH	CONTINENTAL CROSSWALKS, VDOT STOP BARS
(F)	TYPE B CLASS 1	WHITE 6" WIDTH	TURN LANES, TRANSVERSE CROSSWALKS, BIKE LANES
(G)	TYPE B CLASS 1	YELLOW 4" WIDTH, 10' LONG, 30' SPACING	DIVIDED TRAFFIC, TWO WAY TURN LANES
(H)	TYPE B CLASS 1	YELLOW 4" WIDTH	EDGELINES
(I)	TYPE B CLASS 1	YELLOW 4" WIDTH, DOUBLE LINE, 4" SPACING	CENTERLINES
(J)	TYPE B CLASS 1	WHITE 6" WIDTH, 10' SPACING @ 45°	HATCH LINES, SAFETY ZONES
(K)	TYPE B CLASS 1	WHITE SINGLE ARROW	TURN LANES ARROWS
(L)	TYPE B CLASS 1	WHITE COMBINATION ARROW	TURN LANES ARROWS
(M)	TYPE B CLASS 1	WHITE 8" LETTERS	PAVEMENT MARKING LETTERS (STOP, YIELD, BUS, ONLY etc)
(N)	TYPE B CLASS 1	WHITE 6" WIDTH, 2' LONG, 10' SPACING	LANE TRANSITIONS
(O)	TYPE B CLASS 1	WHITE 12" WIDTH, 20' SPACING @ 45°	GORE MARKINGS
(P)	TYPE B CLASS 1	YELLOW 8" WIDTH @ 45°	GORE MARKINGS
(Q)	TYPE B CLASS 1	WHITE 6" WIDTH, 2' LONG, 4' SPACING	LANE TRANSITIONS
(R)	TYPE B CLASS 1	WHITE 4" WIDTH, DOUBLE LINE, 4' SPACING	CURB EXTENSIONS
(S)	TYPE B CLASS 1	YELLOW 4" WIDTH, 2' LONG, 4' SPACING	LANE TRANSITIONS
(T)	TYPE B CLASS 1	YELLOW 6" WIDTH, 2' LONG 4' SPACING	LANE TRANSITIONS
(U)	TYPE B CLASS 1	YELLOW 6" WIDTH, 10' SPACING @ 45°	HATCH LINES, SAFETY ZONES
(V)	TYPE B CLASS 1	YELLOW 6" WIDTH, DOUBLE LINE 2' LONG 4' SPACING	LANE TRANSITIONS, DASHED CENTERLINES

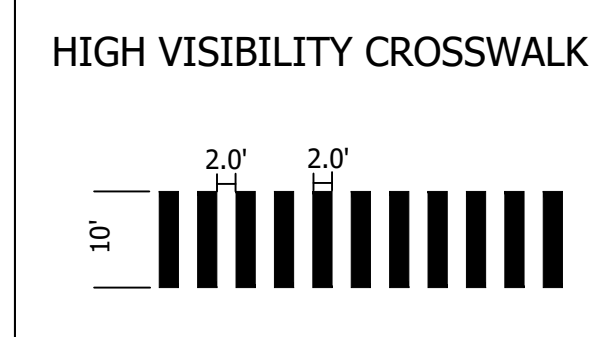
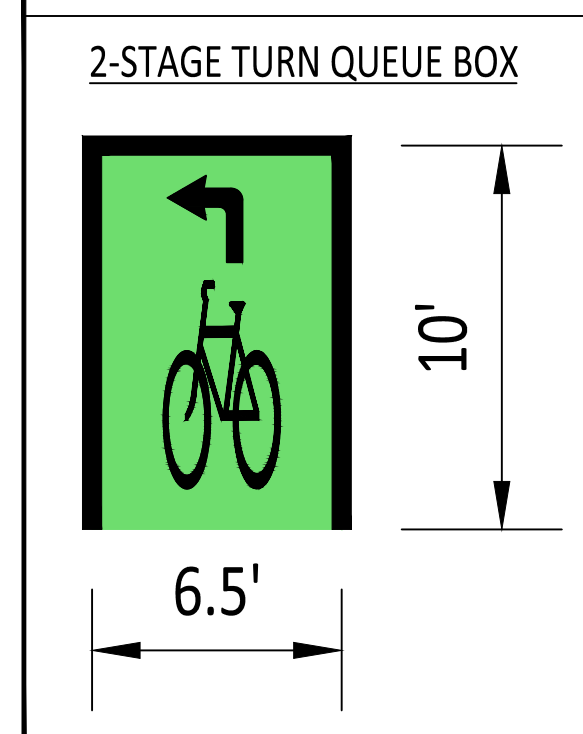

PAVEMENT MARKING NOTES:

- STREET WIDTH MEASUREMENTS ARE FROM FACE OF CURB TO FACE OF CURB. LANES ARE MEASURED FROM CENTER OF MARKING TO CENTER OF MARKING.
- CONTACT T&O CONSTRUCTION MANAGER OR HIS DESIGNEE AT 703-228-6598 OR (571) 437-1077 TO APPROVE MARKING LAYOUT 48 HRS. PRIOR TO INSTALLATION OF MARKING.
- PAVEMENT MARKINGS TO BE IN ACCORDANCE WITH THE FOLLOWING:
A.) THE MANUAL ON UNIFORM TRAFFIC CONTROL DEVICES.
B.) ARLINGTON COUNTY PAVEMENT MARKING SPECIFICATIONS.
- ALL MARKINGS SHALL BE THERMOPLASTIC PER ARLINGTON COUNTY MARKING STANDARDS UNLESS OTHERWISE NOTED.
- SHARED LANE MARKINGS SHALL BE PLACED IN CENTER OF TRAVEL LANE.
- FOR DETAILS SEE ARLINGTON COUNTY PAVEMENT MARKING SPECIFICATIONS.

SIGN NOTES:

- FOR ALL SIGN POSTS PLACED IN CONCRETE USE 7 GAUGE HEAVY DUTY ANCHOR (30"x2.50") WITH HARDWARE FOR 2" POST. USE 1/2" CORNER BOLT WITH FLANGED NUT AND 3/8" DRIVER RIVET WITH WASHER.
- CONTACT T&O CONSTRUCTION MANAGER OR HIS DESIGNEE AT 703-228-6598 OR 571-437-1077 48 HRS PRIOR TO POURING CONCRETE. ALTERNATIVE CONTACT AT 703-228-3788 OR 571-414-7497.


LEGEND	
EXISTING	PROPOSED



CLARENDON BOULEVARD
FROM: NORTH GARFIELD STREET
TO: NORTH ADAMS STREET

SIGNING AND MARKING PLAN

DESIGNED: ADR
DRAWN: ADR
CHECKED: KC



SEAL

APPROVALS _____ DATE _____

DESIGN TEAM SUPERVISOR _____

CHIEF T.E. & O. BUREAU _____

TRAFFIC SIGNAL ENGINEER _____

DEPARTMENT OF TRANSPORTATION

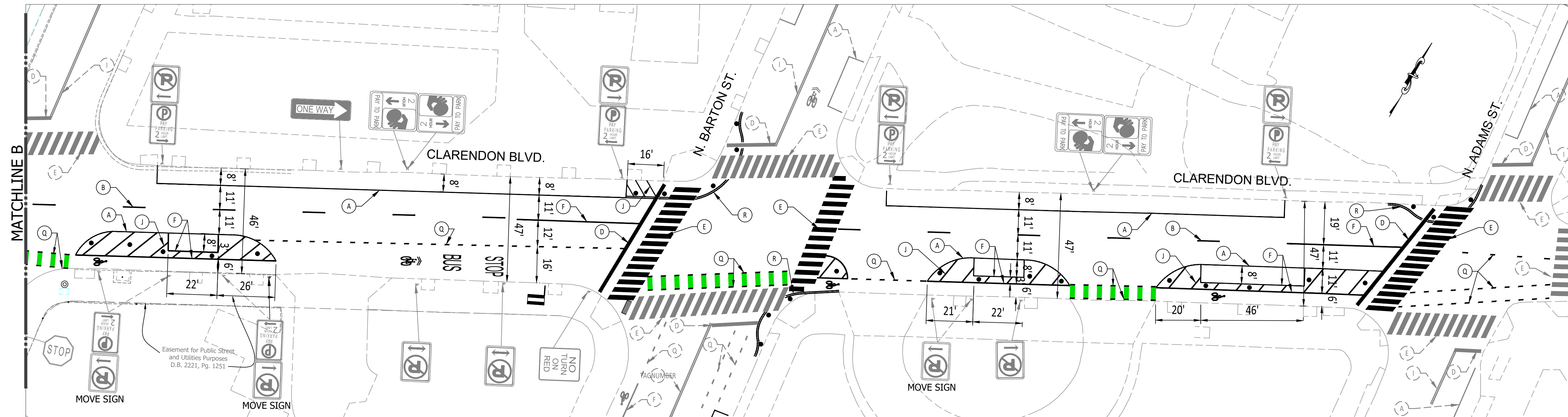
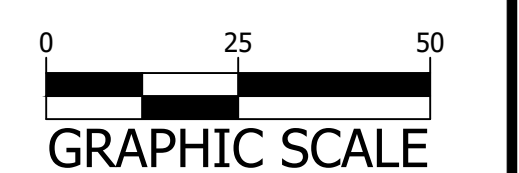
REVISIONS _____ DATE _____

CLARENDON BOULEVARD
FROM: NORTH GARFIELD STREET
TO: NORTH ADAMS STREET

SIGNING AND MARKING PLAN

DESIGNED: ADR
DRAWN: ADR
CHECKED: KC

SCALE:



STANDARD PAVEMENT MARKING LEGEND			
A	TYPE B CLASS 1	WHITE 4" WIDTH	PARKING LANES, EDGE LINES, LANE LINES
B	TYPE B CLASS 1	WHITE 4" WIDTH 10' LONG 30' SPACING	DASHED LANE LINES
C	TYPE B CLASS 1	WHITE 4" WIDTH, 2' LONG, 10' SPACING	LANE TRANSITIONS, TURN LANE SKIPS
D	TYPE B CLASS 1	WHITE 18" WIDTH	STOP BARS
E	TYPE B CLASS 1	WHITE 24" WIDTH	CONTINENTAL CROSSWALKS, VDOT STOP BARS
F	TYPE B CLASS 1	WHITE 6" WIDTH	TURN LANES, TRANSVERSE CROSSWALKS, BIKE LANES
G	TYPE B CLASS 1	YELLOW 4" WIDTH, 10' LONG, 30' SPACING	DIVIDED TRAFFIC, TWO WAY TURN LANES
H	TYPE B CLASS 1	YELLOW 4" WIDTH	EDGELINES
I	TYPE B CLASS 1	YELLOW 4" WIDTH, DOUBLE LINE, 4" SPACING	CENTERLINES
J	TYPE B CLASS 1	WHITE 6" WIDTH, 10' SPACING @ 45°	HATCH LINES, SAFETY ZONES
K	TYPE B CLASS 1	WHITE SINGLE ARROW	TURN LANES ARROWS
L	TYPE B CLASS 1	WHITE COMBINATION ARROW	TURN LANES ARROWS
M	TYPE B CLASS 1	WHITE 8" LETTERS	PAVEMENT MARKING LETTERS (STOP, YIELD, BUS, ONLY etc)
N	TYPE B CLASS 1	WHITE 6" WIDTH, 2' LONG, 10' SPACING	LANE TRANSITIONS
O	TYPE B CLASS 1	WHITE 12" WIDTH, 20' SPACING @ 45°	GORE MARKINGS
P	TYPE B CLASS 1	YELLOW 8" WIDTH @ 45°	GORE MARKINGS
Q	TYPE B CLASS 1	WHITE 6" WIDTH, 2' LONG, 4' SPACING	LANE TRANSITIONS
R	TYPE B CLASS 1	WHITE 4" WIDTH, DOUBLE LINE, 4' SPACING	CURB EXTENSIONS
S	TYPE B CLASS 1	YELLOW 4" WIDTH, 2' LONG, 4' SPACING	LANE TRANSITIONS
T	TYPE B CLASS 1	YELLOW 6" WIDTH, 2' LONG 4' SPACING	LANE TRANSITIONS
U	TYPE B CLASS 1	YELLOW 6" WIDTH, 10' SPACING @ 45°	HATCH LINES, SAFETY ZONES
V	TYPE B CLASS 1	YELLOW 6" WIDTH, DOUBLE LINE 2' LONG 4' SPACING	LANE TRANSITIONS, DASHED CENTERLINES

PAVEMENT MARKING NOTES:

- STREET WIDTH MEASUREMENTS ARE FROM FACE OF CURB TO FACE OF CURB. LANES ARE MEASURED FROM CENTER OF MARKING TO CENTER OF MARKING.
- CONTACT TE&O CONSTRUCTION MANAGER OR HIS DESIGNEE AT 703-228-6598 OR (571) 437-1077 TO APPROVE MARKING LAYOUT 48 HRS. PRIOR TO INSTALLATION OF MARKING.
- PAVEMENT MARKINGS TO BE IN ACCORDANCE WITH THE FOLLOWING:
 - A.) THE MANUAL ON UNIFORM TRAFFIC CONTROL DEVICES.
 - B.) ARLINGTON COUNTY PAVEMENT MARKING SPECIFICATIONS.
- ALL MARKINGS SHALL BE THERMOPLASTIC PER ARLINGTON COUNTY MARKING STANDARDS UNLESS OTHERWISE NOTED.
- SHARED LANE MARKINGS SHALL BE PLACED IN CENTER OF TRAVEL LANE.
- FOR DETAILS SEE ARLINGTON COUNTY PAVEMENT MARKING SPECIFICATIONS.

SIGN NOTES:

- FOR ALL SIGN POSTS PLACED IN CONCRETE USE 7 GAUGE HEAVY DUTY ANCHOR (30"x2.50") WITH HARDWARE FOR 2" POST. USE 5/8" CORNER BOLT WITH FLANGED NUT AND 3/8" DRIVER RIVET WITH WASHER.
- CONTACT TE&O CONSTRUCTION MANAGER OR HIS DESIGNEE AT 703-228-6598 OR 571-437-1077 48 HRS PRIOR TO POURING CONCRETE. ALTERNATIVE CONTACT AT 703-228-3788 OR 571-414-7497.

LEGEND

EXISTING		PROPOSED
	BUS STOP	
	FIRE HYDRANT	
	PARKING METER	
	SIGN	
	STRIPING	

