



**ARLINGTON**  
VIRGINIA

# Arlington Public Library

**COUNTY MANAGER'S  
PROPOSED FY 2023 BUDGET**

**County Board Work Session**

March 15, 2022

3:00 p.m.

## Vision

Arlington Public Library is the heart of a thoughtful, inclusive and dynamic community where people and ideas connect.

## Mission Statement

We champion the power of stories, information and ideas.  
We create space for culture and connection.  
We embrace inclusion and diverse points of view.

## Our Promise

Arlington Public Library promises to:

Inspire and quench your thirst to know.  
Encourage you to ask why and why not?  
Embrace inclusion and diverse points of view.  
Be a wellspring for ideas, for conversation, for disagreement, for enlightenment.  
Create opportunities for an increased understanding: of our world, of our community and of each other.  
We will do all of this with good will, humor and kindness. Through books and community programs. Within our walls and outside in the community.  
We are here for you.





# Arlington Public Library 2021 Highlights

- Telling Arlington's Story
- 2021 Arlington Reads: Food For Thought

## THE OPTIMIST'S TELESCOPE



THINKING AHEAD IN  
A RECKLESS AGE

BINA  
VENKATARAMAN



# Arlington Public Library 2021 Highlights

- The journey of arriving at the “The New Now”





# Equity as part of everyday decision-making



Outdoor wi-fi at all library locations



Partnership with Arlington Partnership For Affordable Housing in summer 2022 at Columbia Pike



Arlington Reads 2022: Rebooting the Classics



Re-allocated internal FTEs to create a part-time Organizational Development Specialist



Library internal reorganization



*Director Diane Kresh with poet and founder of Freedom Reads, Reginald Dwayne Betts, at an Arlington Reads event discussing his book "Felon" on March 2, 2022.*

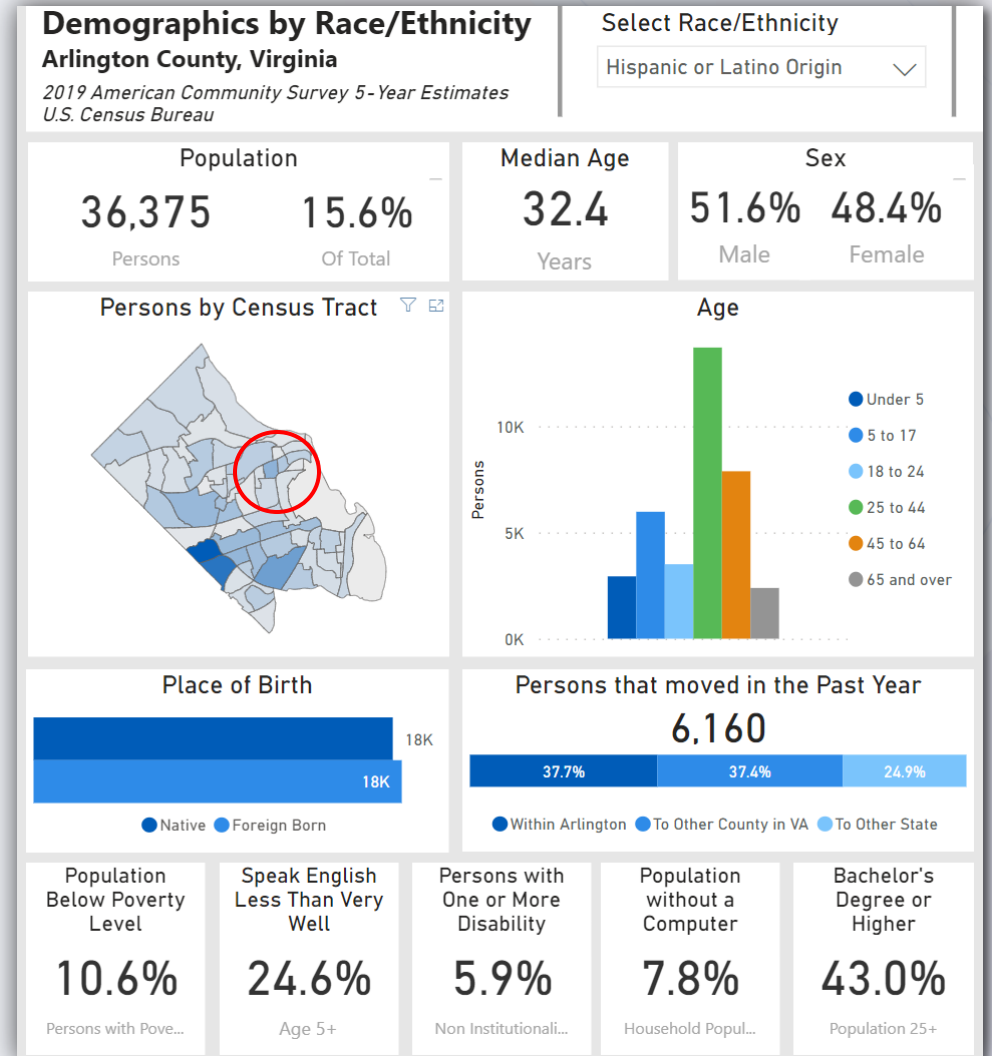
# FY 2023 Budget Summary

	FY 2022 Adopted	FY 2023 Proposed	Change	% Change
<b>Expenses</b>	\$14,975,725	\$15,932,913	+\$957,188	+6%
<b>Revenue</b>	\$295,742	\$321,774	+\$26,032	+9%
<b>Staff</b>	130.67 FTEs	140.19 FTEs	+9.52 FTEs	

- Increase in permanent FTEs moves the library toward long-term, sustainable public services staffing model
- ARPA continuing to fund Glencarlyn and Cherrydale libraries

# FY 2023 Budget Highlights and Equity

- Bozman library children’s librarian (1.0 FTE)
  - ✓ Importance of early literacy skills for 0 to 5 age group
  - ✓ Outside of Columbia Pike, highest concentration of Hispanic residents in Arlington



# FY 2023 Budget Highlights and Equity

- Library collections - \$175,000 (one-time)
  - ✓ Outreach collections for under-served communities
  - ✓ Children's print collection at expanded Bozman branch
  - ✓ E-book and e-audio investments



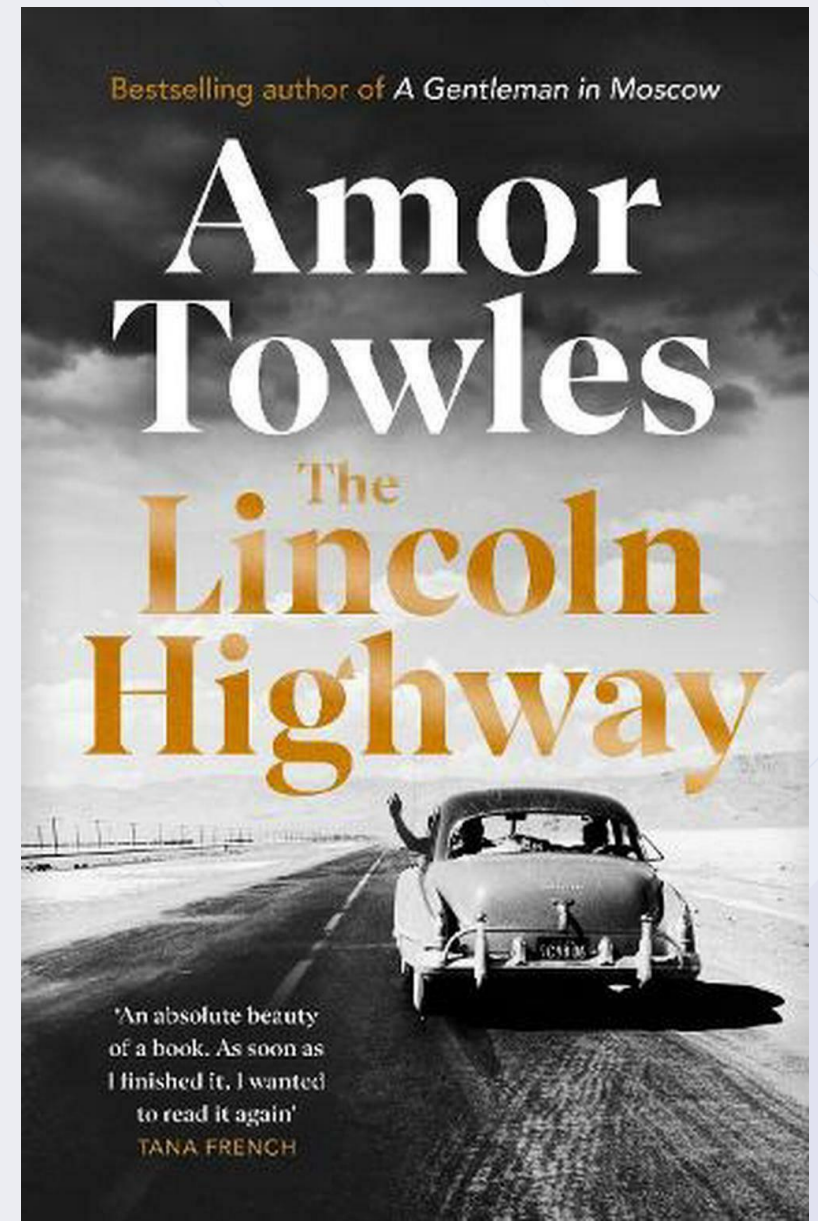


# Collection Hold Times

Print (\$16 per copy):  
264 holds and 19 weeks wait time

E-book (\$55 per copy):  
456 holds and 43 weeks wait time

E-audiobook (\$95 per copy):  
246 holds and 36 weeks wait time



# Public Service Staffing Model


- Prior to the pandemic:
  - Temporary employees provided 500 to 600 hours per week of direct public service
  - Roster of 80+ regularly scheduled temporary employees
- Where we are going:
  - Equitable and fair treatment of all library staff
  - Consistent customer service standards
  - Ability to endure labor market fluctuations to provide consistent hours and services
  - Multi-year process with the addition of permanent FTEs





# Future Budget Considerations

- Future library locations: Crystal City and new Columbia Pike branch
- The “Great Resignation” and the challenges of recruiting and retaining staff (currently actively working to recruit and hire 4 branch managers, 1 youth services librarian, 2 library associates, and 2.25 library assistants)
- Local History App





# Future Budget Considerations


## Collections: The Backbone of the Library

In 2009, non-digital materials made up 98% of a library's collection. In 2019, that number was 45%.

In 2019, use of digital collections is at an all-time high of 37% of all collection use. This is triple what it was in 2013.

But in terms of borrowing, more physical books are borrowed than digital ones, with roughly 5.6 physical books borrowed per person per year and 3.5 digital.

Source: IMLS Public Libraries Survey dataset (1992-2019)



# Arlington Public Library

COUNTY MANAGER'S PROPOSED FY 2023 BUDGET

County Board Work Session