

N. KENMORE STREET  
(Grant St.)

N 22° 36' E ~ 49.40'

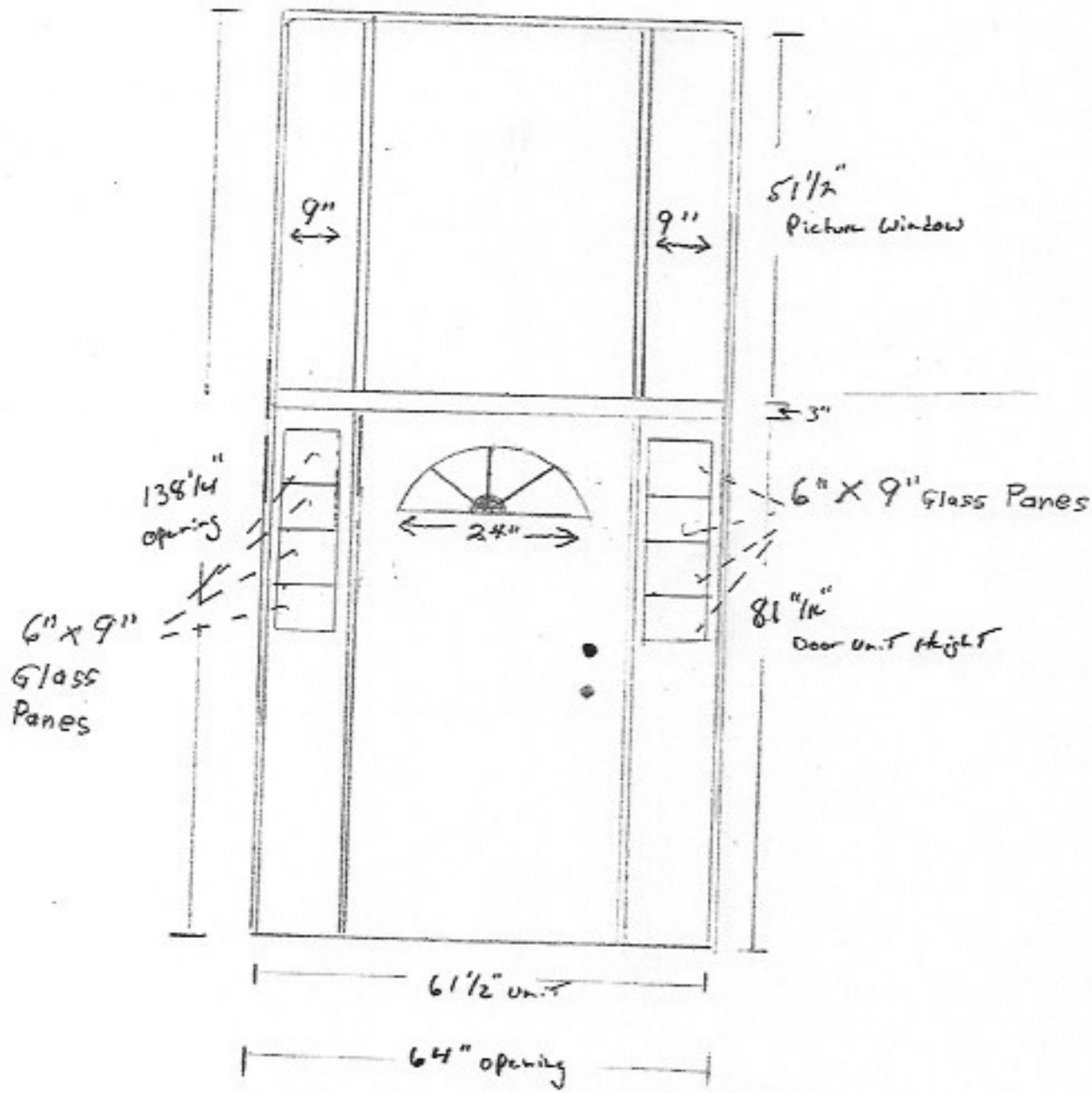


HOUSE LOCATION  
 LOT 20-B  
 RESUBDIVISION OF LOT 20  
 FIRST ADDITION TO  
**MAYWOOD**  
 ARLINGTON COUNTY, VIRGINIA  
 SCALE 1"=20' NOV. 15, 1972  
 COOK & MILLER  
 SURVEYING — ENGINEERING.

CERTIFIED CORRECT: TO SMITH & FRANCIS, INC.

# 2211 *G. F. Cook*  
 CERTIFIED LAND SURVEYOR  
 REG # 475

Edith Marshall - 3920110  
2211 N. Kenmore St  
Arlington, VA 22201

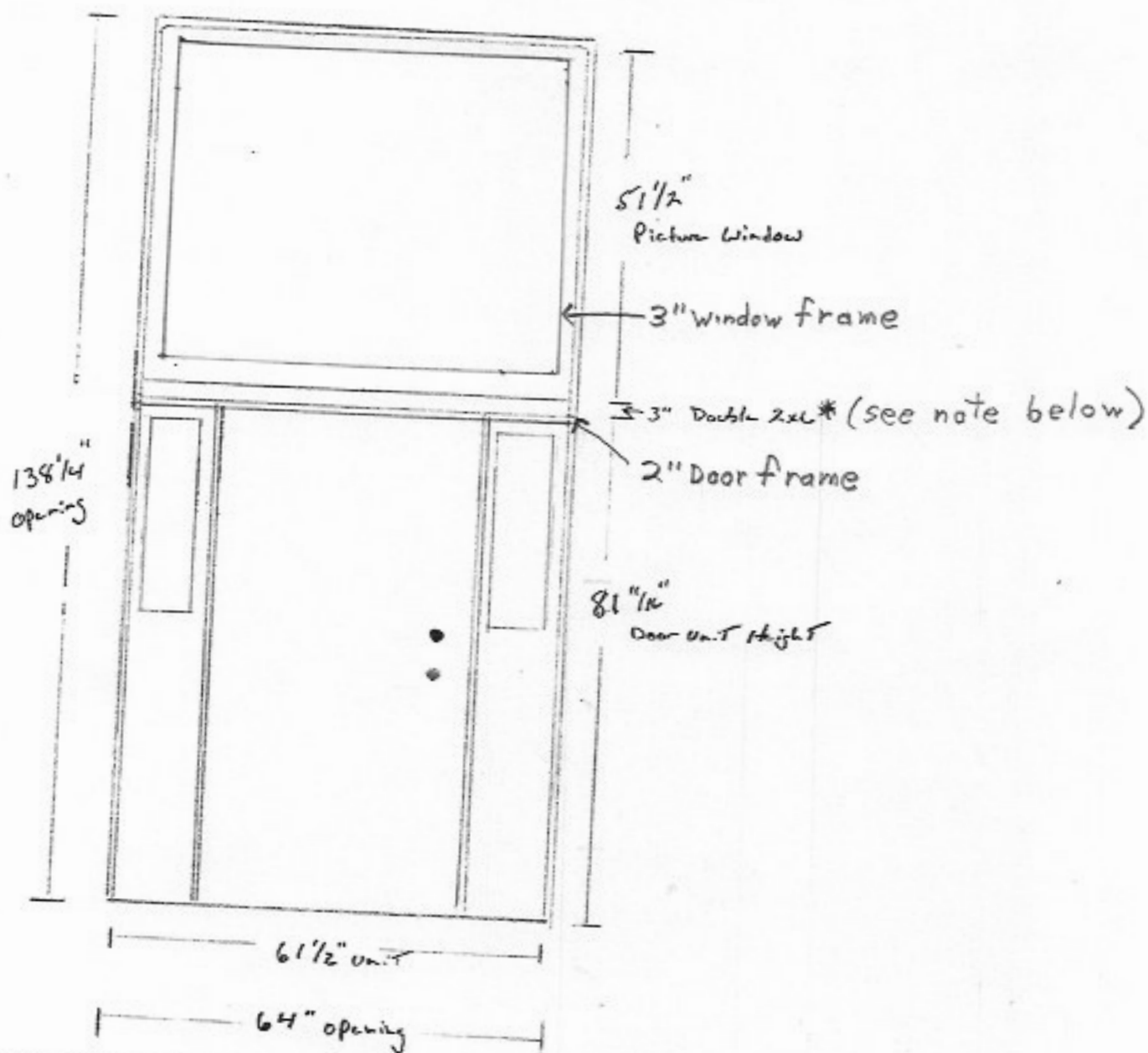


**EXISTING ENTRYWAY**

**(FRONT / STREET-FACING)**

Revised 9/3/2024

Edith Marshall - 3920110  
2211 N. Kenmore St  
Arlington, VA 22201



\* Actual dimensions of each of two "2x6" pieces is 1 1/2" x 5 1/2"

## **PROPOSED/PLANNED ENTRYWAY**

**(FRONT / STREET-FACING) - REVISED**



dba: RENEWAL BY ANDERSEN OF MARYLAND

Legal Name: Renewal by Andersen LLC | License # DC-420215000125, VA - 2705155684, MD-155474  
8265 Patuxent Range Road Suite A | Jessup, MD 20794  
Phone: 301-483-7340 | Fax: N/A | Capital\_OE@AndersenCorp.com  
Measure Tech: Peter Thomas, (540)664-4679

Edith Marshall-3920110 Lead Job

2211 N Kenmore St  
Arlington, VA 22201  
H: (703)524-8256  
C: 5715943954

# Installation Package

2211 N Kenmore St  
Arlington, VA 22201

PRODUCTS: 6 WINDOWS: 1 PATIO DOORS: 0 ENTRY DOORS: 0 SPECIALTY: 0 MISC: 5  
Updated 8/21/24

BUYER

**Edith Marshall-3920110 Lead Job**

2211 N Kenmore St

Arlington, VA 22201

H: (703)524-8256

C: 5715943954

Year Built: 1960

marshalledith@gmail.com

Est. Duration: 1 day

REPRESENTATIVE

**Kyle Western**

(734)625-7611

kyle.western@andersencorp.com

TECH MEASURE

**Peter Thomas**

(540)664-4679

peter.thomas@andersencorp.com

dba: RENEWAL BY ANDERSEN OF MARYLAND

Legal Name: Renewal by Andersen LLC | License # DC-420215000125, VA - 2705155684, MD-155474  
8265 Patuxent Range Road Suite A | Jessup, MD 20794  
Phone: 301-483-7340 | Fax: N/A | Capital\_OE@AndersenCorp.com  
Measure Tech: Peter Thomas, (540)664-4679



# Order Summary

dba: RENEWAL BY ANDERSEN OF MARYLAND

Legal Name: Renewal by Andersen LLC | License # DC-420215000125, VA - 2705155684, MD-155474

8265 Patuxent Range Road Suite A | Jessup, MD 20794

Phone: 301-483-7340 | Fax: N/A | Capital\_OE@AndersenCorp.com

Measure Tech: Peter Thomas, (540)664-4679

Edith Marshall-3920110 Lead Job

2211 N Kenmore St

Arlington, VA 22201

H: (703)524-8256

C: 5715943954

ID#	ROOM	SIZE	DETAILS
-----	------	------	---------

## JOB

101	Back side house	0" 0"	<b>Misc:</b> Misc. CapRegion Job. ProVia Entry System. Quantity 1, See ProVia Sheet <b>Construction:</b> LSWP Door (1), PV - A) Single Door (1), Misc - BM Bend Capping Per Opening (1) <b>Material:</b> None
102a	Picture window	59" 53" 61-1/2" 51-1/2"	<b>Window:</b> Acclaim™ Picture. Base Frame. Exterior Red Rock. Interior White <b>Performance Calculator:</b> PG Rating: 50   DP Rating: + 50 / - 50 <b>Glass:</b> All Sash: High Performance, No Pattern, Tempered Glass <b>Grille Style:</b> No Grille <b>Misc:</b> None <b>Construction:</b> LSWP Window (1), 1 Win - Full Tear out w/ Field Built Trim (1), Elevation - Scaffolding (1), Elevation - Install unit is > 8' Above Floor (1), Misc - BM Bend Capping Per Opening (1), Misc - Trash Removal (1) <b>Material:</b> None
102a	Front Door	0" 0"	<b>Misc:</b> Misc. CapRegion Job. ProVia Entry System. Quantity 1, See ProVia Sheet <b>Construction:</b> LSWP Door (1), PV - C) Single Door w/ 2 sidelites (1), Misc - BM Bend Capping Per Opening (1) <b>Material:</b> None
		0" 0"	<b>Misc:</b> Misc. CapRegion Job. *Scope of Work*. Quantity 1. Project Summary: Please replace two doors ProVia Mountain Berry and 1 Picture window Transom with Red Rock Exterior. Home owner knows trim comes primed white. I have shown home owner both colors and she is fine with the slight difference. We are doing bright brass hardware and peep hole in front door. Home owner is aware the the mull between the Door and the window will be wider. Maywood NeighborHood, HALRB (historic in Arlington VA) Home owner doesn't have a HOA but needs to get her doors and windows and materials approved through the board. Furthermore, home owner has the right to cancel doors and windows if the board rejects design changes or materials. <b>Construction:</b> None <b>Material:</b> None



# Order Summary

dba: RENEWAL BY ANDERSEN OF MARYLAND

Legal Name: Renewal by Andersen LLC | License # DC-420215000125, VA - 2705155684, MD-155474

8265 Patuxent Range Road Suite A | Jessup, MD 20794

Phone: 301-483-7340 | Fax: N/A | Capital\_OE@AndersenCorp.com

Measure Tech: Peter Thomas, (540)664-4679

Edith Marshall-3920110 Lead Job

2211 N Kenmore St

Arlington, VA 22201

H: (703)524-8256

C: 5715943954

ID#	ROOM	SIZE	DETAILS
101c		0" 0"	<b>Misc:</b> Misc. CapRegion Job. ProVia Entry System. Quantity 1. See Spec Sheet for detailsFront ProVia storm door <b>Construction:</b> PV - H) Storm Door - Single (1) <b>Material:</b> None
102c		0" 0"	<b>Misc:</b> Misc. CapRegion Job. ProVia Entry System. Quantity 1, See Spec Sheet for detailsBack door storm door <b>Construction:</b> PV - H) Storm Door - Single (1) <b>Material:</b> None

PRODUCTS: 6 WINDOWS: 1 PATIO DOORS: 0 ENTRY DOORS: 0 SPECIALTY: 0 MISC: 5

Updated 8/21/24

## JOB NOTES

4 man crew 1 day lead job \*\*\*\*\*Elevation and large unit size\*\*\*\*\*

Replacing front door with 2 sidelights, storm door, and large picture window above

Replacing single back door and storm door

Double break capping ProVia Mountainberry PVC Coil

On front door, use a double 2x6 for mullion to support the picture window

Will need to run new primed brick molding all the way around front door then double break capping

**Estimated Duration: 1 days**



# Order Summary

dba: RENEWAL BY ANDERSEN OF MARYLAND

Legal Name: Renewal by Andersen LLC | License # DC-420215000125, VA - 2705155684, MD-155474

8265 Patuxent Range Road Suite A | Jessup, MD 20794

Phone: 301-483-7340 | Fax: N/A | Capital\_OE@AndersenCorp.com

Measure Tech: Peter Thomas, (540)664-4679

Edith Marshall-3920110 Lead Job

2211 N Kenmore St

Arlington, VA 22201

H: (703)524-8256

C: 5715943954

## JOB PHOTOS



Image 1



Image 2



Image 3



Image 4



Image 5



Image 6

Marshall - 3920110

# YOUR PROFESSIONAL-CLASS PRODUCT

Legacy 20-Gauge Smooth Steel Entry Door



## QUOTE INFORMATION

Job: Edith  
Tag: Front Door  
Order #12002130-1  
Qty: 1

## DETAILS *Front Door*

### Legacy Single Entry Door in FrameSaver Frame

36" x 80" Nominal Size  
10" Sidelite Width  
Unit Size: ~~60 1/16" x 81 1/16"~~ *61 1/2" x 81 1/16"*  
Frame Depth: ~~4 9/16"~~ *5 1/2"*  
~~Standard Brickmold~~ *NONE*

With Storm Door - Sized to Fit on the Mulls  
Left Hand Inswing - Inside Looking Out

### Entry Door

006 Style 20-Gauge Smooth Steel Door  
Snow Mist White Inside / Mountain Berry Red Outside

### Sidelites on Both Sides

1 Panel 130 Style 24-Gauge Smooth Steel Sidelite  
ComforTech DLA  
Snow Mist White Inside / Mountain Berry Red Outside

### Hardware

All Hardware in Lifetime Bright Brass Finish  
Georgian Lockset  
Thumbturn Deadbolt  
7/8" Peepsite (At 58" from floor)

### Frame

Textured Mountain Berry Red Aluminum Frame Cladding  
Snow Mist White Inside Frame  
FrameSaver Inside Mull Cover - Snow Mist White  
2 Tubes of Mountain Berry Red Caulk *6 3/8"*  
Mill Finish ZAC Auto-Adjusting Threshold *5 5/8" Depth*  
Zinc Chromate Ball Bearing Hinges (Complements Bright and Antique Brass)  
Security Plate  
~~Pepper Colonial 2 1/2" Casing - Snow Mist White~~

*\* Order: 1 Roll Mountain Berry PVC coil  
8 Tubes - Mountain Berry caulk*

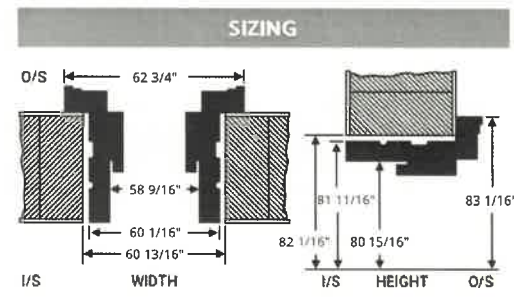
*x Edith S. Marshall*



OUTSIDE VIEW



INSIDE VIEW



### SIZING

### HANDING



### Installation Instructions



ENERGY PERFORMANCE RATINGS	
U-Factor (U, SI-P)	Solar Heat Gain Coefficient
0.17	0.01
ADDITIONAL PERFORMANCE RATINGS	
Visible Transmittance	-
Air Infiltration (cfm/ft <sup>2</sup> )	≤ 0.04
STC: 25; OITC: 26; Acoustic Test Report: G0177.01	



marshall - 392 0110

# YOUR PROFESSIONAL-CLASS PRODUCT

Deluxe Series Storm Door - Model 399 Self-Storing



## QUOTE INFORMATION

Job: Edith  
Order #12002130-4  
Qty: 1



OUTSIDE VIEW



INSIDE VIEW

## DETAILS

*Front Door Storm*

- Deluxe 399 Self-Storing
- 36" x 80" Standard Size
- Mountain Berry Red
- Standard Z-Bar
- Pre-Hung
- Color Matched Leaf Hinge
- Hinge on Left (Viewed from Outside)
- 1" Color Matched Bottom Expander
- Pebble Grain Kick Panel
- Bright Brass Venice Mortise Handleset (DH276) LockB (DH272)
- Assign a Random Key Number
- Handleset Prep at Standard Location (39") on Right (Viewed from Outside)
- Color Matched Heavy Duty Closer (DH219-20)
- Clear Glass
- Full Screen with BetterVue Screen Mesh
- With Screen Stabilizer Bar

### SIZING

Custom Opening Size: 36" x 80"  
 Minimum Opening Size: 35 3/4" x 79 13/16"  
 Maximum Opening Size: 36 1/8" x 80 11/16"  
 Unit Size (Inside Z-Bar): 35 19/32" x 79 3/4"  
 Tip-to-Tip (Outside Z-Bar): 37 3/4" x 80 7/8"  
 Leaf Hinge Locations: 7 1/4", 28 3/8", 49 9/16", 70 3/4"  
 Slab Size: 35 1/8" x 79 1/8"

### HANDING

Hinge on the Left  
Outside Looking In

### Installation Instructions



### ENERGY

#### ENERGY PERFORMANCE RATINGS

U-Factor (U.S./I-P)      Solar Heat Gain Coefficient

1.04      0.86

#### ADDITIONAL PERFORMANCE RATINGS

Visible Transmittance      Total UV


0.90      0.73

x *Edith S. Marshall*

marshall - 3920110

# YOUR PROFESSIONAL-CLASS PRODUCT

24-Gauge 24-Gauge Smooth Steel Entry Door



OUTSIDE VIEW



INSIDE VIEW



877.389.0835  
2150 State Route 39  
Sugarcreek, OH 44681

## QUOTE INFORMATION

Job: Edith  
Tag: Back Door  
Order #12002130-5  
Qty: 1

## DETAILS

*Back Door*

### 24-Gauge Single Entry Door in Full Wood Frame

32" x 80" Nominal Size

Unit Size: 33 9/16" x 81 11/16"

Frame Depth: 4 1/16" *5 1/2"*

2" Standard Brickmold *- Loose*

With Storm Door - Sized to Fit on Brickmold *-*

Left Hand Inswing - Inside Looking Out *-*

### Entry Door

001 Style 24-Gauge Smooth Steel Door *-*

Mountain Berry Red Inside and Outside *-*

### Hardware

All Hardware in Lifetime Bright Brass Finish *-*

Georgian Lockset *-*

Thumbturn Deadbolt *-*

### Frame

Textured Mountain Berry Red Aluminum Frame Cladding *-*

Mountain Berry Red Inside Frame *-*

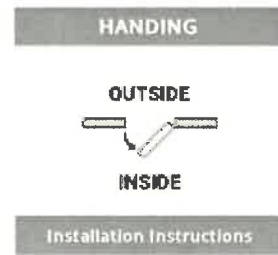
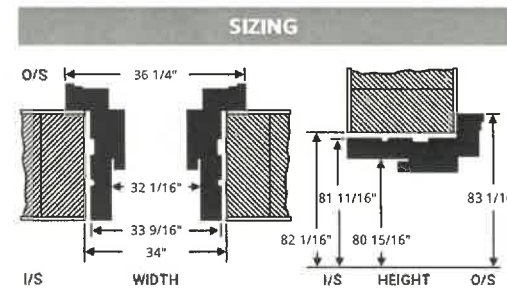
Tubes of Mountain Berry Red Caulk *-*

Mill Finish ZAI Adjustable Threshold (6 3/8" Depth) *-*

Zinc Chromate Plain Bearing Hinges (Complements Bright and Antique Brass) *-*

No Security Plate *- Show mist*

Poplar Colonial 2 1/2" Casing - Mountain Berry Red *- modern*



Installation Instructions



ENERGY	
ENERGY PERFORMANCE RATINGS	
U-Factor (U.S.I-P)	Solar Heat Gain Coefficient
0.18	0.01
ADDITIONAL PERFORMANCE RATINGS	
Visible Transmittance	-
0.00	-
Air Infiltration (cfm/f12)	<= 0.10

x *Edith S. Marshall*

marshall - 392 0110

# YOUR PROFESSIONAL-CLASS PRODUCT

Superview Series Storm Door - Model 897 Full View



OUTSIDE VIEW



INSIDE VIEW



877.389.0835  
2150 State Route 39  
Sugarcreek, OH 44681

## QUOTE INFORMATION

Job: Edith  
Order #12002130-6  
Qty: 1

## DETAILS

*Back Door Storm*

- Superview 897 Full View -
- 32" x 80" Standard Size -
- Snow Mist White -
- Standard Z-Bar -
- Pre-Hung
- Color Matched Leaf Hinge -
- Hinge on Left (Viewed from Outside) -
- 1" Color Matched Bottom Expander -
- Black Pull Handle with Closer (DH182) -
- Black Closer Included with Handle -
- Standard Sash -
- Clear Glass
- Full Screen with BetterVue Screen Mesh -
- With Screen Stabilizer Bar -

### SIZING

Custom Opening Size: 32" x 80"  
 Minimum Opening Size: 31 3/4" x 79 13/16"  
 Maximum Opening Size: 32 1/8" x 80 11/16"  
 Unit Size (Inside Z-Bar): 31 19/32" x 79 3/4"  
 Tip-to-Tip (Outside Z-Bar): 33 3/4" x 80 7/8"  
 Leaf Hinge Locations: 7 1/4", 28 3/8", 49 9/16", 70 3/4"  
 Slab Size: 31 1/8" x 79 1/8"

### HANDING

Hinge on the Left  
Outside Looking In

### Installation Instructions



### ENERGY

#### ENERGY PERFORMANCE RATINGS

U-Factor (U.S./I-P)      Solar Heat Gain Coefficient


1.04                              0.86

#### ADDITIONAL PERFORMANCE RATINGS

Visible Transmittance      Total UV

0.90                              0.73

x *Edith S. Marshall*








2211









Door  
Size



Retake

Use Photo



