

VISION ZERO

ARLINGTON COUNTY

Year 2: Mid-Year Meeting

Vision Zero External Stakeholders Group
December 6, 2022



Agenda

1. **Introductions (~10 min)**
2. **Mid-Year Report Review + Highlights (~15 min)**
3. **Updates from ESG Organizations (~15 min)**
4. **Feedback & Open Discussion (~45 min)**
5. **Closing Remarks (~5 min)**

[View the Year 2 Mid-Year Report](#)



External Stakeholder Organizations

- [APS Joint Committee on Transportation Choices](#)
- [APS Advisory Committee on Transportation Choices](#)
- [Bicycle Advisory Committee](#)
- [Disability Advisory Committee](#)
- [Pedestrian Advisory Committee](#)
- [Transit Advisory Committee](#)
- [Transportation Commission](#)
- [Neighborhood Complete Streets Commission](#)
- [Neighborhood Conservation Advisory Committee](#)
- [Environmental and Energy Conservation Committee](#)
- [Commission on Aging](#)
- [Parks and Recreation Commission](#)
- [Planning Commission](#)
- [Site Plan Review Committee](#)
- [Housing Commission](#)
- [Civic Federation](#)
- [Washington Area Bicyclist Association](#)
- [Ballston Business Improvement District](#)
- [National Landing Business Improvement District](#)
- [Rosslyn Business Improvement District](#)
- [Columbia Pike Revitalization Organization](#)
- [Pike Presidents Group](#)
- [Clarendon Alliance](#)
- [Langston Blvd Alliance](#)
- [Arlington Families for Safe Streets](#)

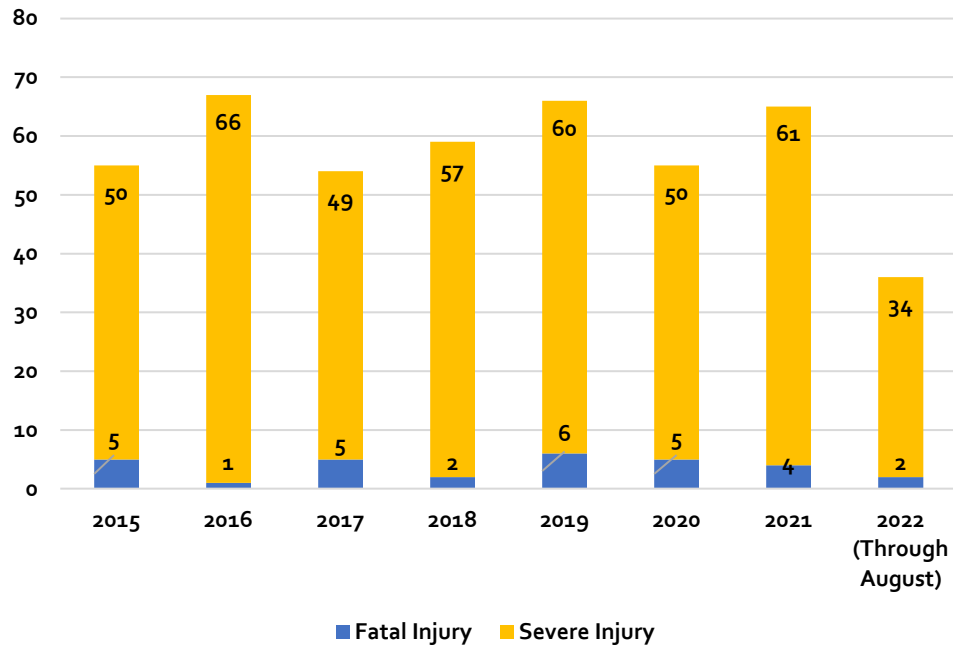
[View the Year 2
Mid-Year Report](#)

Arlington County Staff

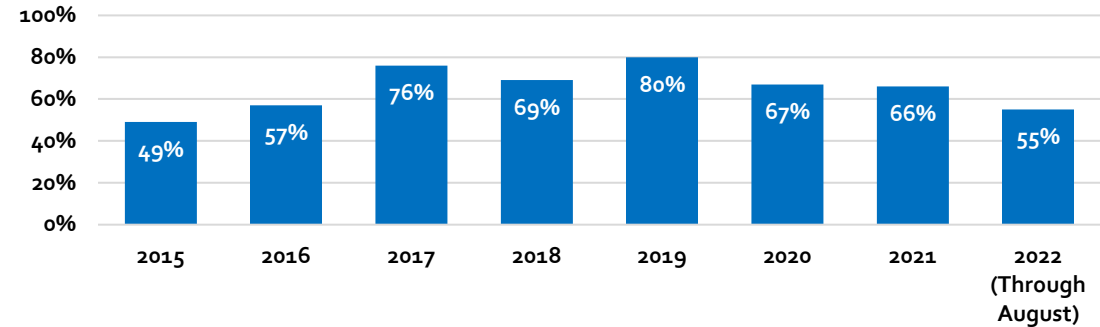
- Christine Baker, AICP – Vision Zero Program Manager
- Ana Mazidi, PE – Vision Zero Design Engineer
- Hui Wang, PE - Transportation Engineering & Operations Bureau Chief
- Dan Nabors, PE – Transportation Engineering & Operations Asst. Bureau Chief
- Dennis Leach – Director of the Division of Transportation
- Nate Graham – Public Engagement Specialist
- Captain Albert Kim – Special Operations Police Captain
- Jenny Koch, AICP – Consultant Support from Rhodeside Harwell

Severe Crash Trends

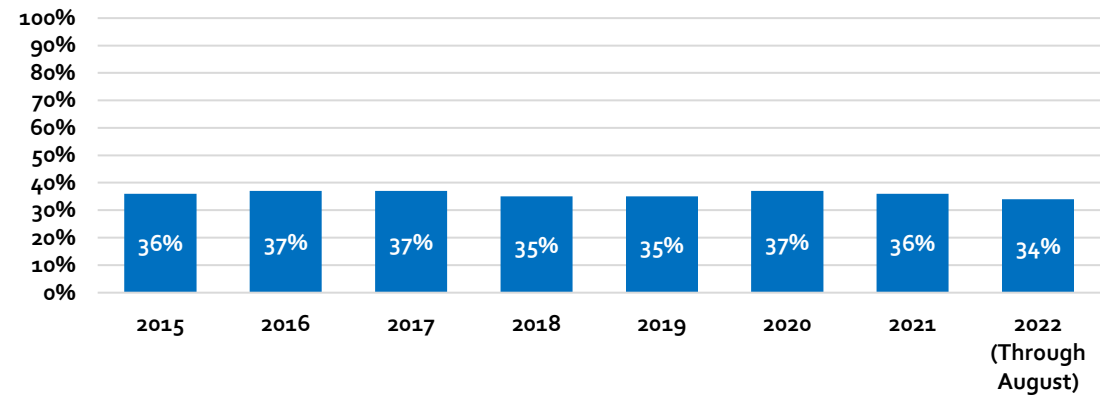
Total Severe and Fatal Crash History



Percent of Severe & Fatal Crashes on the High-Injury Network



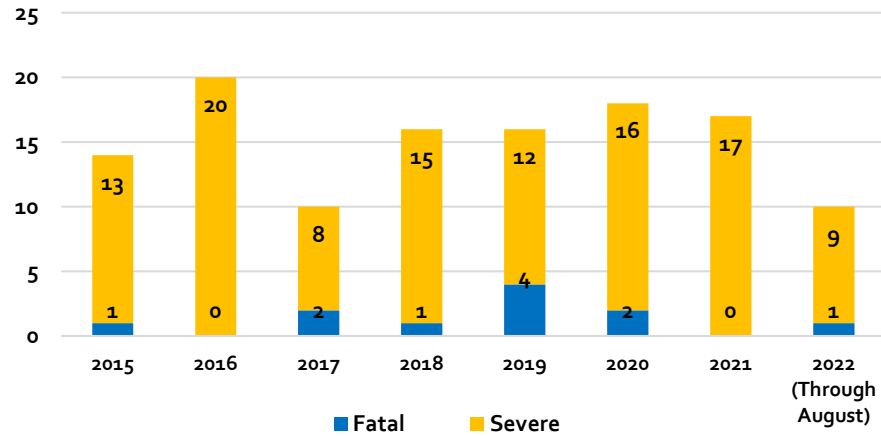
Percent of All Crashes within Equity Emphasis Areas



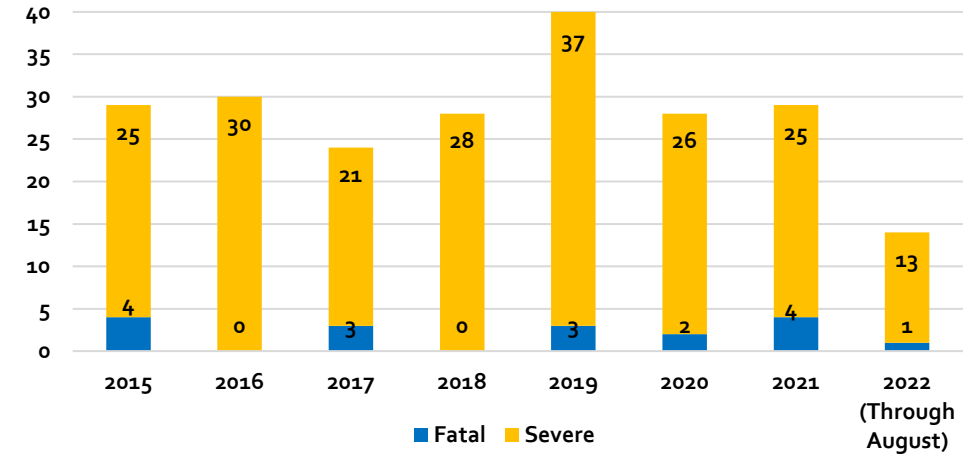
[View the Year 2 Mid-Year Report](#)

Severe Crash Trends

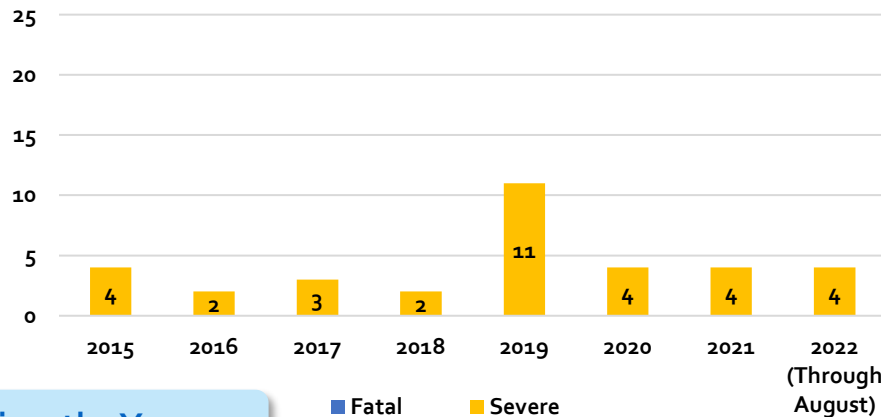
Pedestrian Severe and Fatal Crashes



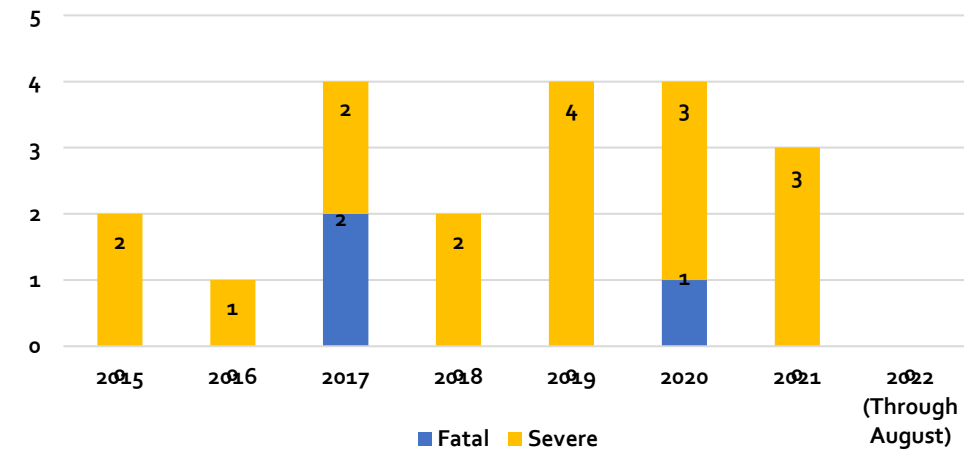
Intersection Severe and Fatal Crashes



Bicycle Severe and Fatal Crashes



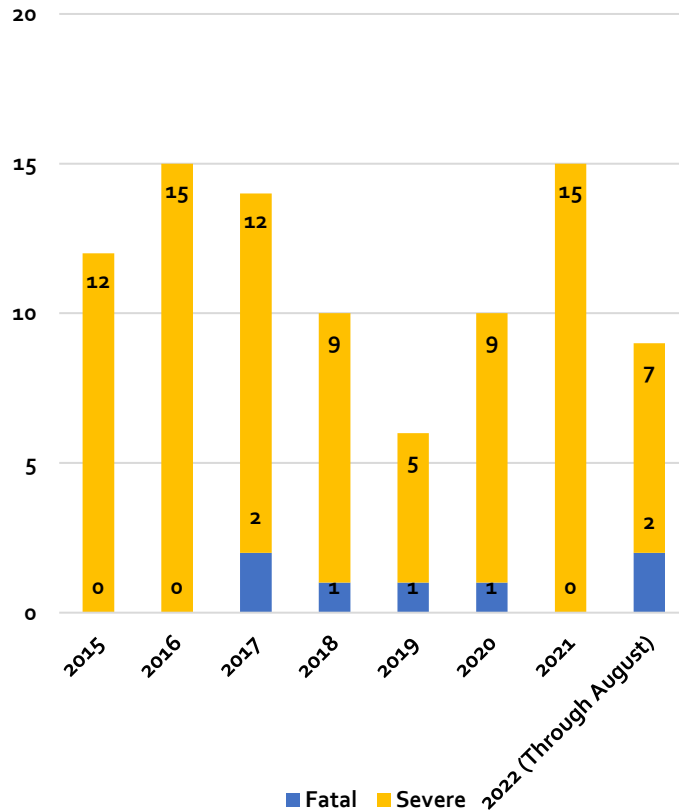
Work Zone Related Severe and Fatal Crashes



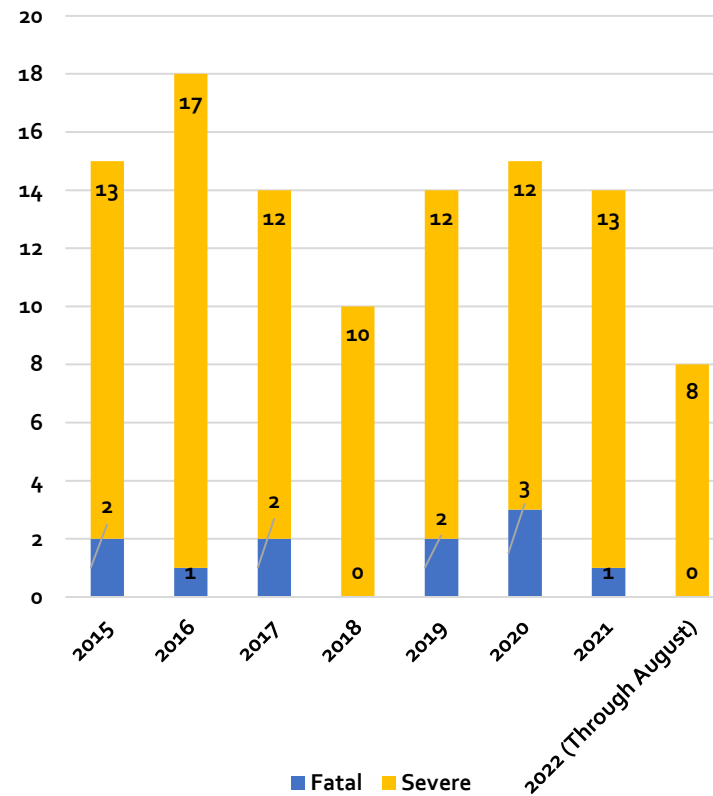
[View the Year 2 Mid-Year Report](#)

Severe Crash Trends

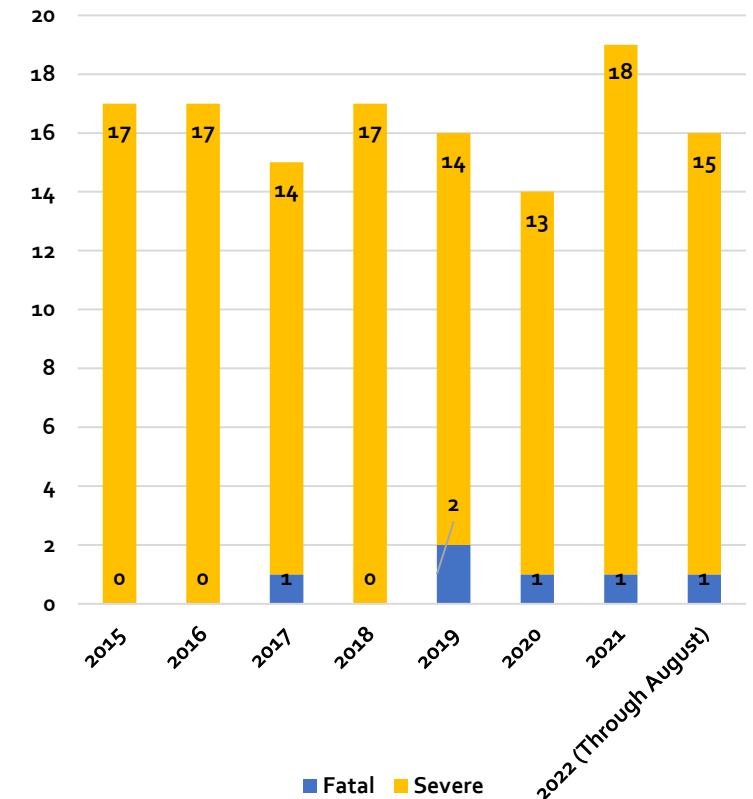
Alcohol Severe and Fatal Crashes



Distraction Related Severe and Fatal Crashes



Speed Related Severe and Fatal Crashes



[View the Year 2 Mid-Year Report](#)

Year 2 Key Accomplishments (Apr-Nov 2022)

Data & Evaluation

- Made community request tracking [publicly available](#).
- Reviewed 20 [hot spot locations](#) and progressed improvements for 14 hot spot locations.
- Conducted 3 [HIN safety audits](#) and programmed projects identified during the audit.
- Reviewed 28 critical crash locations.
- Implemented 5 and initiated 6 improvements at critical crash locations.



[View the Year 2
Mid-Year Report](#)

Year 2 Key Accomplishments (Apr-Nov 2022)

Process & Organization

- Completed 4 [quick-build projects](#).
- Completed 7 [safety-driven projects](#).
- Programmed 2 [safety-driven capital projects](#).
- Reduced speed limits on 6 corridors ([here](#)/[here](#)).
- Reviewed efficacy of 13 [school slow zone demonstration projects](#).
- Planned [13 new school slow zone projects](#).
- Published the [Multimodal Safety Toolbox](#).
- Added a place to report MOT concerns in the [request for service portal](#).
- Secured 2 Vision Zero full-time staff members.




[View the Year 2
Mid-Year Report](#)

Year 2 Key Accomplishments (Apr-Nov 2022)

Partnerships

- Collaborated with VDOT on 11 safety initiatives.
- Coordinated with APS on 2 pilot projects and plans for 13 new school slow zones.
- Installed 64 [micro-mobility corrals](#) to encourage safe parking practices.



[View the Year 2
Mid-Year Report](#)

Hot Spot, Critical Crash & HIN Audit Response

HIN Audits

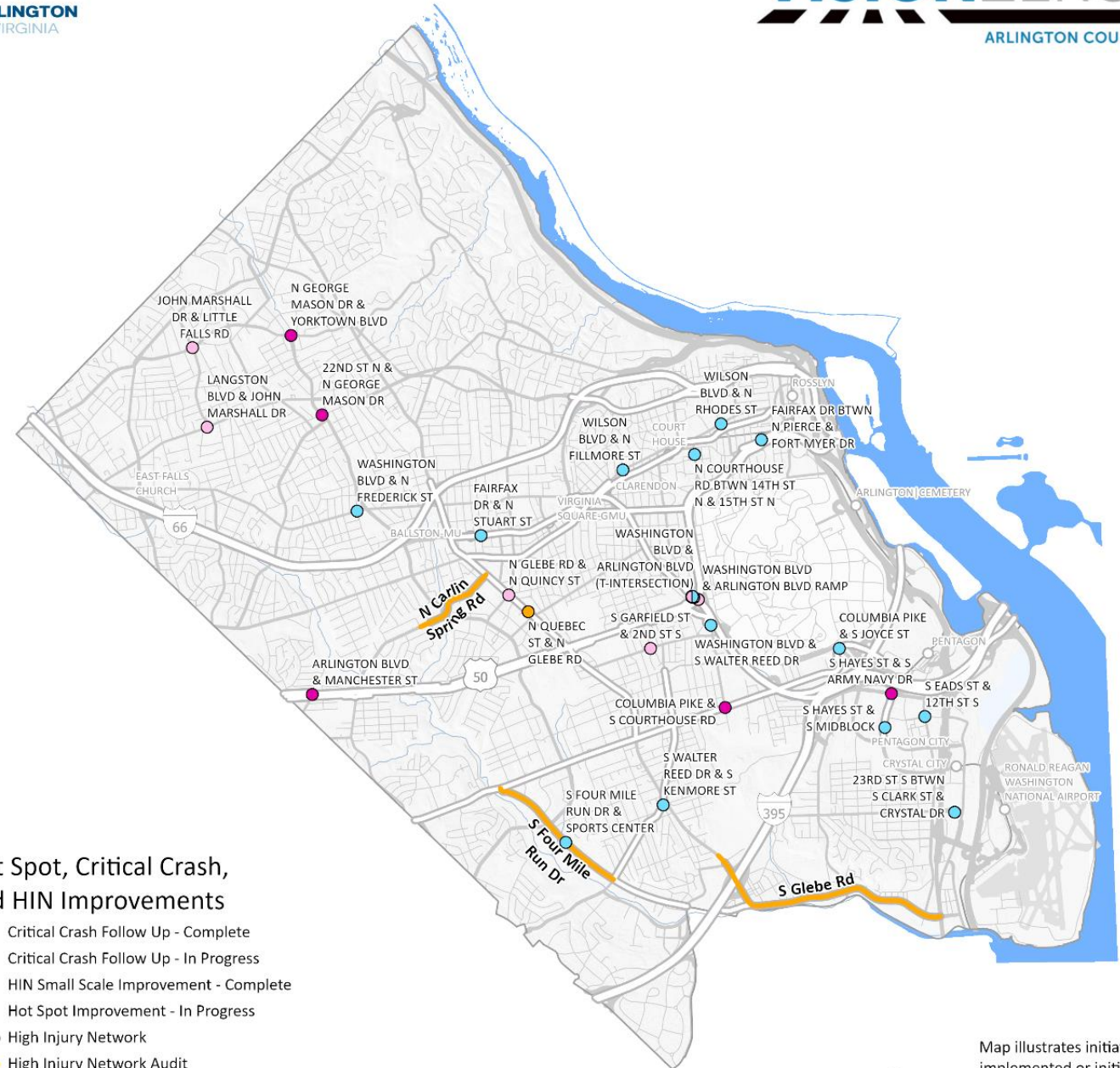
- 3 Audits complete
- 1 small scale improvement complete / others in progress

Critical Crash Follow Up

- 5 improvements complete
- 6 in progress / others under review

Hot Spot Improvements

- 14 in progress



[View the Year 2 Mid-Year Report](#)

Speed Management

School Slow Zones

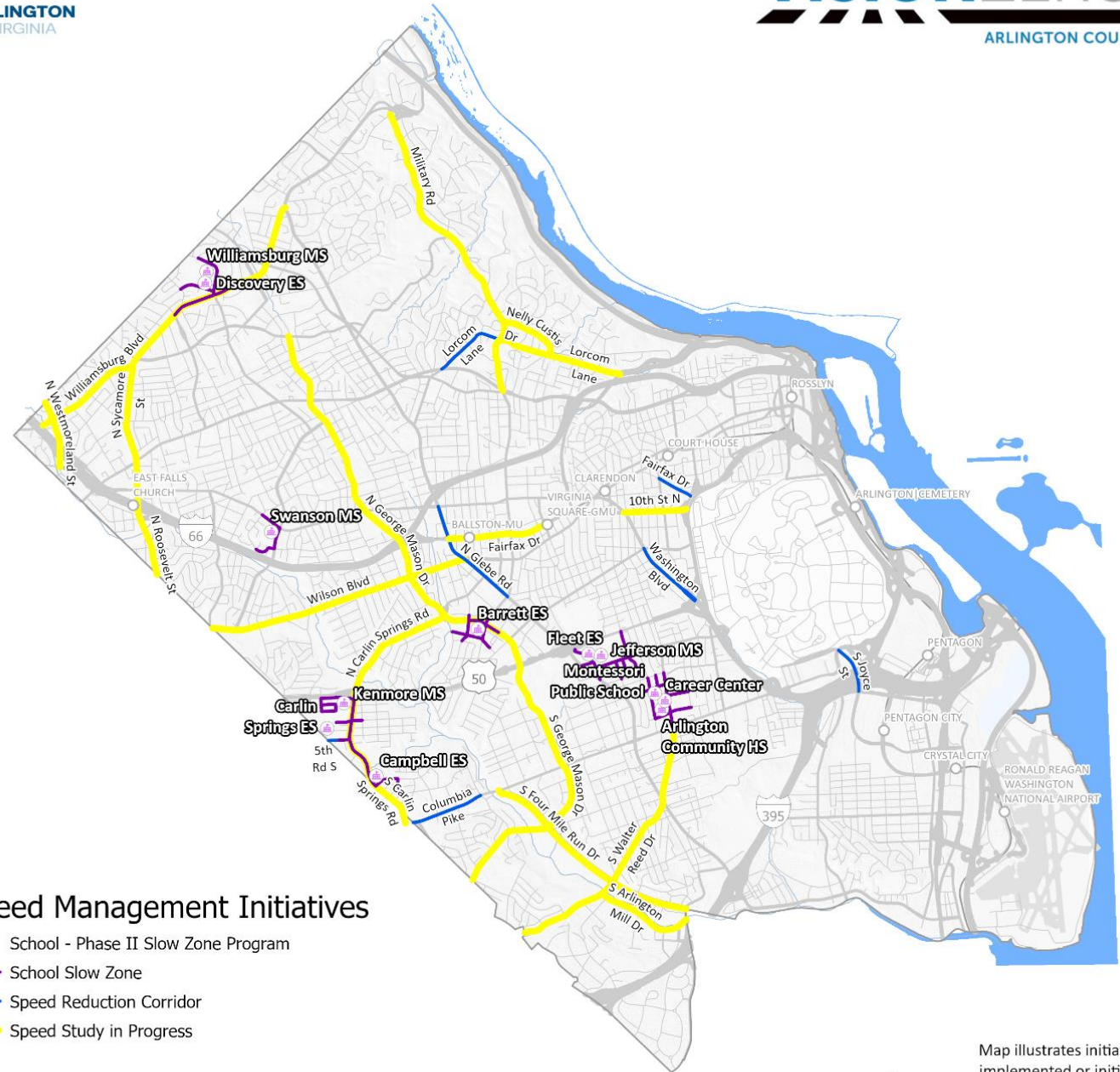
- 13 schools

Speed Limit Reduction

- 7 corridors

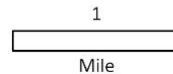
Speed Studies

- 17 in progress



Speed Management Initiatives

- School - Phase II Slow Zone Program
- School Slow Zone
- Speed Reduction Corridor
- Speed Study in Progress



Map illustrates initiatives implemented or initiated between Mar 2022 – Dec 2022.
DES - T&C GISMC
Arlington, VA Nov 2022

[View the Year 2 Mid-Year Report](#)

Other Safety Projects

Capital Projects

- 7 complete
- 13 in progress

Quick-Build Projects

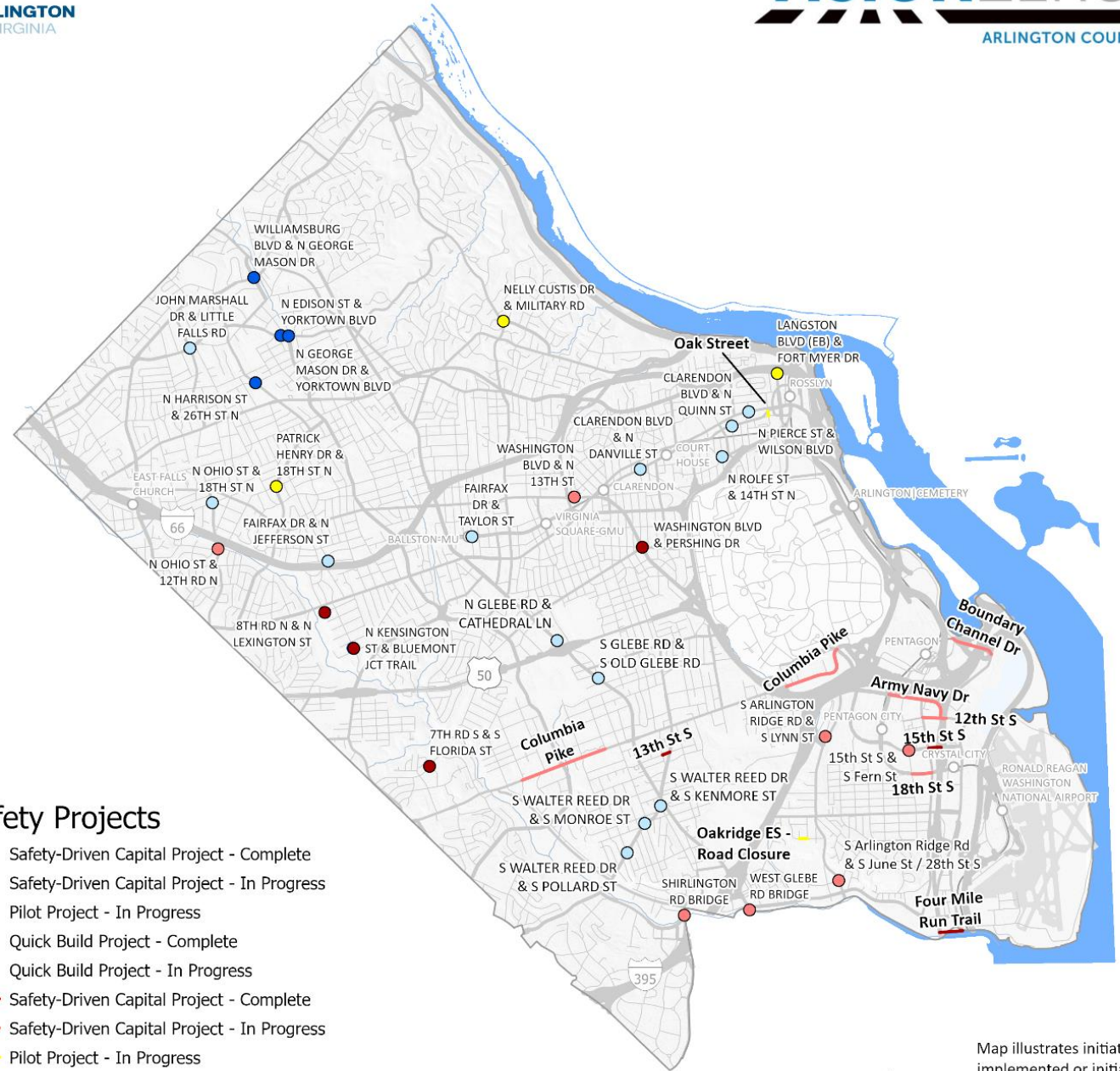
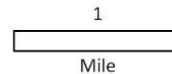
- 4 complete
- 13 in progress

Pilot Projects

- 5 in progress

Safety Projects

- Safety-Driven Capital Project - Complete
- Safety-Driven Capital Project - In Progress
- Pilot Project - In Progress
- Quick Build Project - Complete
- Quick Build Project - In Progress
- Safety-Driven Capital Project - Complete
- Safety-Driven Capital Project - In Progress
- Pilot Project - In Progress



[View the Year 2 Mid-Year Report](#)



Quick Build at Williamsburg Blvd & N George Mason Dr

BEFORE TREATMENT



AFTER TREATMENT



[View the Year 2 Mid-Year Report](#)

Quick Build at 26th St N & N Harrison St

BEFORE TREATMENT



AFTER TREATMENT



[View the Year 2
Mid-Year Report](#)

Year 2 Key Accomplishments (Apr-Nov 2022)

Engagement

- Responded to over 2,100 public requests from the [request for service portal](#).
- Hosted 40+ safety-related classes/events with 1,180+ attendees.
- Launched a [critical crash mitigation campaign](#) that reaches 150,000+ people per month.



[View the Year 2 Mid-Year Report](#)

Enforcement & Community Education

[View the Year 2 Mid-Year Report](#)



Enforcement:

- Responded to over 140 [traffic complaint requests](#)
- Over 4,400 hours of OT traffic enforcement
- 15,000+ citations issued year-to-date overall



Education:

- 24 Variable Message Signboards – locations change regularly countywide
- Arlington Restaurant Initiative – work with bars and restaurants to prevent drunk driving
- Inspected over 300 car seats
- Hosted events (Safety Block Party, Back to School, Halloween SoberRide)
- Shared 15+ campaigns on Twitter with 33,600+ followers



Critical Crash Mitigation (CCM) Campaign

- Monthly themes focused on individual CCM factors
- Activities & estimated reach:
 - Large posters at **Capital Bikeshare** stations: 56 locations.
 - Full page in the Arlington **Sun Gazette**: 16,000 readers per issue.
 - **ARLnow** web advertisements: 65,000-105,000 impressions over a week.
 - **ARLnow** monthly email blasts: 50%+ opened, equating to an average of 7,000+ email openings each month.
 - Monthly outreach to the **Vision Zero listserv**: 1,700+ subscribers.
 - **New Facebook ads** (one for each CCM factor) reached 14,000+ each in their first week and have led to hundreds of visits to the website.

[View the Year 2 Mid-Year Report](#)

FIVE WAYS
YOU CAN MAKE OUR ROADS SAFER

VISION ZERO
ARLINGTON COUNTY
be a PAL
Predictable | Alert | Lawful

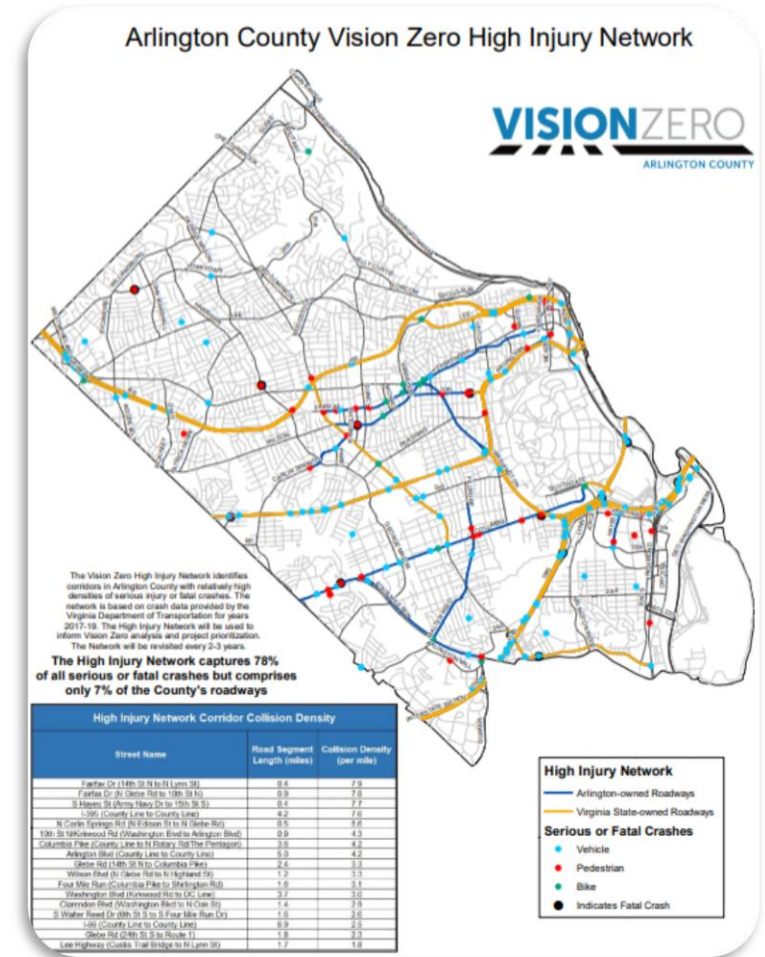
- SLOW DOWN SAVE LIVES**
1 in 4 crashes in Arlington involves speeding.
- EXPECT PEOPLE STOP FOR PEDESTRIANS**
1 in 3 severe or fatal crashes in Arlington involves a pedestrian.
- PLAN AHEAD DON'T DRINK & DRIVE**
Drunk driving crashes are at least **twice** as likely to result in a serious injury or death.
- EXPECT BIKES CHECK YOUR BLIND SPOT**
1 in 3 severe bicycle crashes in Arlington involves a vehicle making a right turn.
- TAKE YOUR TIME TURNING LEFT**
1 in 5 severe crashes in Arlington involves making a left turn.

ARLINGTON VIRGINIA

Upcoming in Year 2

Data & Evaluation:

- Expanding the County streets inventory database to include arterial streets.
- Continue review of the 38 new [hot spot locations](#).
- Update the [High-Injury Network](#).
- Finalize, publish, and begin implementing action items from the countywide systemic analysis.
- Finalize, publish, and begin implementing action items from the transportation safety equity analysis.
- Conducted before/after studies of tools implemented from the [Toolbox](#), pilot projects, school slow zone demonstrations, and former hot spots.



[View the Year 2 Mid-Year Report](#)

Upcoming in Year 2

[View the Year 2 Mid-Year Report](#)

Process & Organization:

- Complete upcoming [quick build projects](#) (estimated 13 locations).
- Continue construction of 13 [safety-driven capital projects](#).
- Conduct speed studies on 17 corridors with posted speed limits of 30mph or above.
- Implement 13 new [school slow zones/school zone retrofits](#).
- Continue evaluation of 5 ongoing [safety pilot projects](#).
- Install [red light cameras](#) at 6 new intersections.
- Continue collaboration and planning to implement [speed cameras](#).
- Finalize guidance for Arlington's speed camera program.



Upcoming in Year 2

Engagement:

- Continue ongoing communications and education efforts.
- Host the [Annual Safety Feedback Engagement](#), including pop-ups and focus groups.

Partnerships:

- Continue collaboration with VDOT, stakeholders, and service providers.





[View the Year 2 Mid-Year Report](#)

Updates from ESG Organizations

The Rosslyn BID:

- Provided ongoing coordination and public outreach on: Wilson Blvd Crosswalk Relocation, the N Oak St Pilot, and the Langston Blvd & Fort Myer Dr Pilot.
- Partners with the County to purchase and install garden planters to enhance safety in the streetscape.
- Shares information via newsletter, social media accounts, property manager emails, and through Executive Committee and Board updates.



[View the Year 2 Mid-Year Report](#)

Updates from ESG Organizations

The Pedestrian Advisory Committee (PAC):


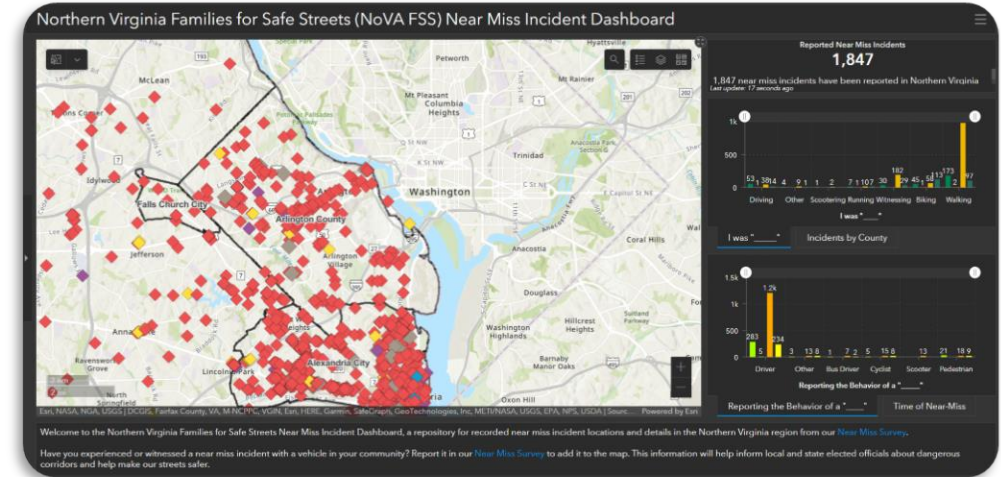
- Advocated for funding in the CIP and County operating budget for safety priorities, including funding for sidewalk repair.
- Promoted Vision Zero projects and news through our meetings and e-mail list, encouraging people to give feedback on projects and programs.
- Discussed and promoted the role of Vision Zero in the PAC charter update.
- Promoted pedestrian safety when serving as liaisons/representatives to other County Government groups such as SPRCs and Neighborhood Complete Streets.



Updates from ESG Organizations

Arlington Families for Safe Streets:

- Offers a (recently upgraded) Near Miss Survey tool to collect information about dangerous places and/or close calls and shares that data with the County.
- Handed out hundreds of safety blinkers at the Arlington County Fair, farmers markets, parks, and schools in the vicinity of the High Injury Network.
- Engaged in neighborhood meetings throughout the County advocating for safety improvements.
- Supported Arlington's Vision Zero team's Critical Crash Mitigation Campaign by distributing/posting safety-themed posters throughout the County.
- Hosted a World Day of Remembrance event on November 20th.



[View the Year 2 Mid-Year Report](#)

Updates from ESG Organizations

Neighborhood Complete Streets Commission:

- Supporting planning and selection of projects to enhance safety on neighborhood streets.

Ballston BID:

- Shared all VZ information in our E-newsletter.
- Conducted direct outreach to our Property Managers to pass along to their tenants.

Arlington Public Schools:

- Reached out to their networks, individual schools, and school communities via direct emails, Peachjar fliers and twitter/social media regarding requests for input on Vision Zero, school-related projects, school zone audits, and School Slow Zones.
- Facilitated meetings with staff at schools and PTAs during the School Slow Zone plan development.

Most ESG organizations have been sharing safety and program information through their channels.

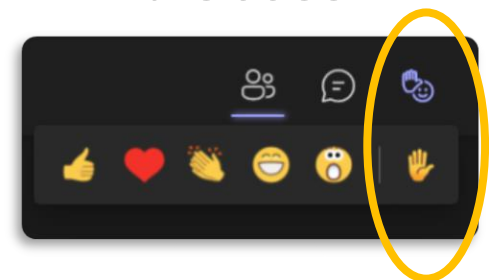
[View the Year 2
Mid-Year Report](#)

Feedback Questions

- **POLL:** How is the Vision Zero Program meeting your expectations?
 - Far exceeds expectations
 - Exceeds expectations
 - Meets expectations
 - Falls short of expectations
 - Falls far short of expectations
- **DISCUSSION:** Where/how are we falling short of your expectations?

See chat for live poll >>

Raise your hand to discuss

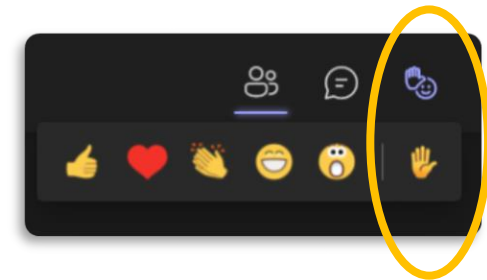


Feedback Questions

- **POLL:** What would you like to see more of? (Choose 3)
 - Large-scale project implementation
 - Quick-build project implementation
 - Pilot projects
 - Communications/messaging campaigns
 - Community education activities & events
 - Policy changes
 - Speed limit changes
 - ESG meetings
 - Other
- **DISCUSSION:** Provide examples!

See chat for live poll >>

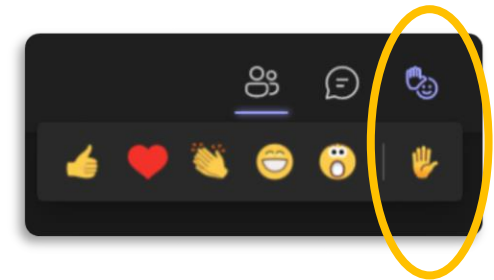
Raise your hand to discuss



Feedback Questions

- **DISCUSSION:** What is working well with the Vision Zero Program? Where have you noticed progress?

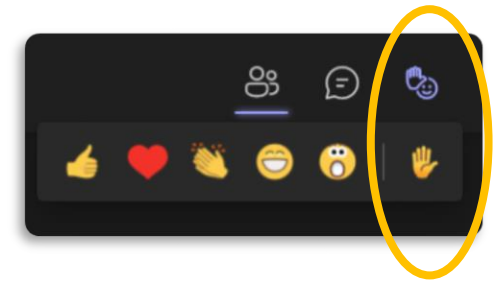
Raise your hand to discuss



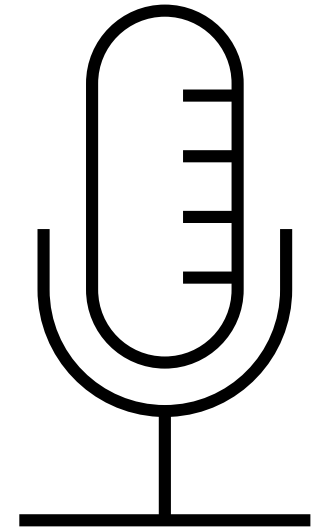
Feedback Questions

- **DISCUSSION:** How can we improve our communications regarding the Vision Zero program or safety projects?
- **DISCUSSION:** How can the community feel more connected to Vision Zero?
- **DISCUSSION:** What public education campaigns or strategies could we add to our program to enhance our reach into the community?

Raise your hand to discuss



Open Discussion



Closing Remarks + Wrap Up

Thank you for your
time and thoughts.

