

VISION ZERO

ARLINGTON COUNTY

2024 Mid-Year Meeting

Vision Zero External Stakeholders Group
October 24, 2024



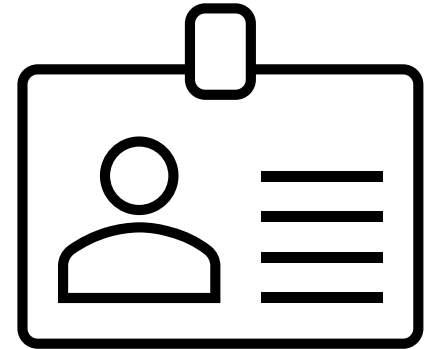
Agenda

1. Introductions
2. Mid-Year Report Highlights & Program Updates
3. Updates from ESG Organizations
4. Feedback Discussion
5. Action Plan Update 2025
6. Open Discussion
7. Closing Remarks

[View the 2024
Mid-Year Report](#)



Introductions



Introductions: County Staff

- Hui Wang, PE – Director of the Division of Transportation
- Dan Nabors, PE – Transportation Engineering & Operations Bureau Chief
- Christine Baker, AICP – Vision Zero Program Manager
- Ana Mazidi, PE – Vision Zero Senior Design Engineer
- Laura Castro – Vision Zero Principal Planner
- Ceriann Price – Vision Zero Data Analyst
- Bryan De Jesus Lorenzo – Vision Zero Data Analyst
- Anna Berman – Vision Zero Data Analyst
- Nate Graham – Public Engagement Specialist
- Akram Ahmed, PE – Quick-Build Project Management Coordinator
- Kevin Casadei, PE – Transportation Design Team Manager
- Special Guest: Ali Heinritz – Traffic Engineering at City of Madison
- Special Guest: Yang Tao, PhD, PE – Director of Traffic Engineering at City of Madison


Introductions: ESG Organizations

- APS Joint Committee on Transportation Choices
- Bicycle Advisory Committee
- Disability Advisory Committee
- Pedestrian Advisory Committee
- Transit Advisory Committee
- Transportation Commission
- Neighborhood Complete Streets Commission
- Arlington Neighborhoods Advisory Committee
- Climate Change, Energy and Environment Commission
- Commission on Aging
- Parks and Recreation Commission
- Planning Commission
- Site Plan Review Committee
- Civic Federation
- Washington Area Bicyclist Association
- Ballston Business Improvement District
- National Landing Business Improvement District
- Rosslyn Business Improvement District
- Columbia Pike Partnership
- Clarendon Alliance
- Langston Blvd Alliance
- Arlington Families for Safe Streets
- Sustainable Mobility for Arlington
- W&L Arlington Roadway Safety Club
- Street Advocates Student Coalition

Please share your:

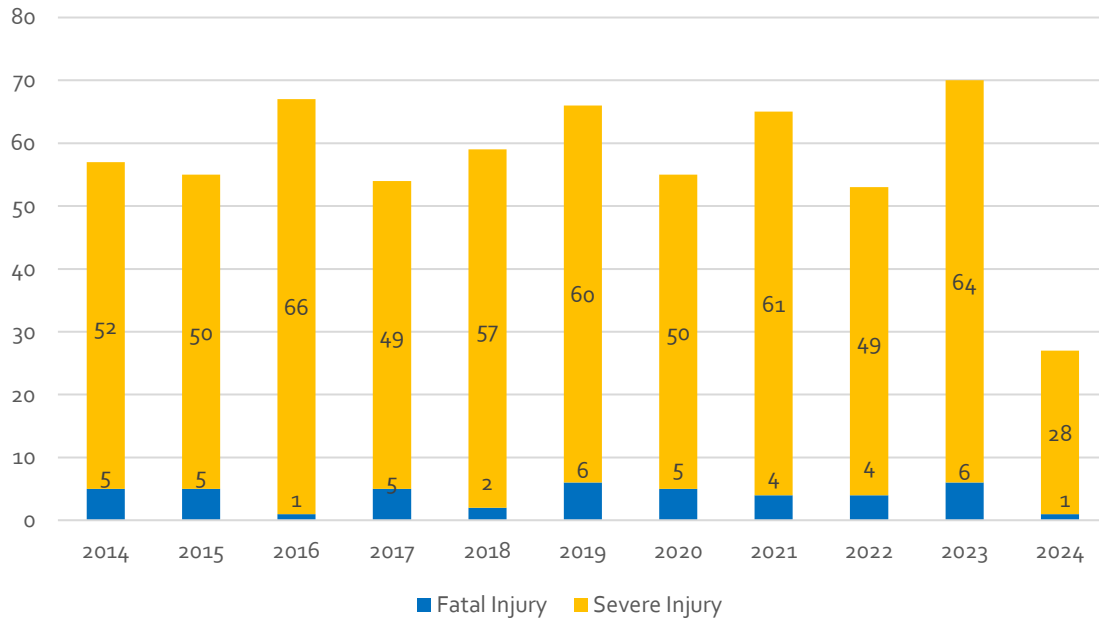
- 1. Name**
- 2. Organization**
- 3. Advocacy Effort Your Organization is Most Excited About This Year**

Mid-Year Report Highlights & Program Updates

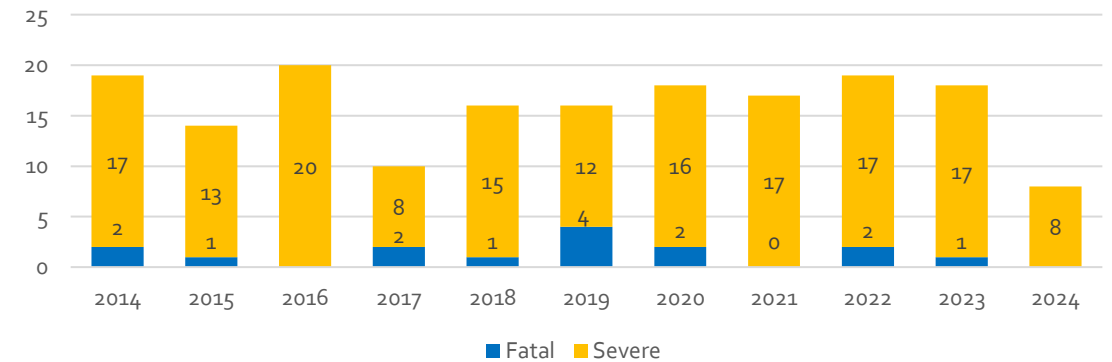


Critical Crash Trends (Thru Aug 2024)

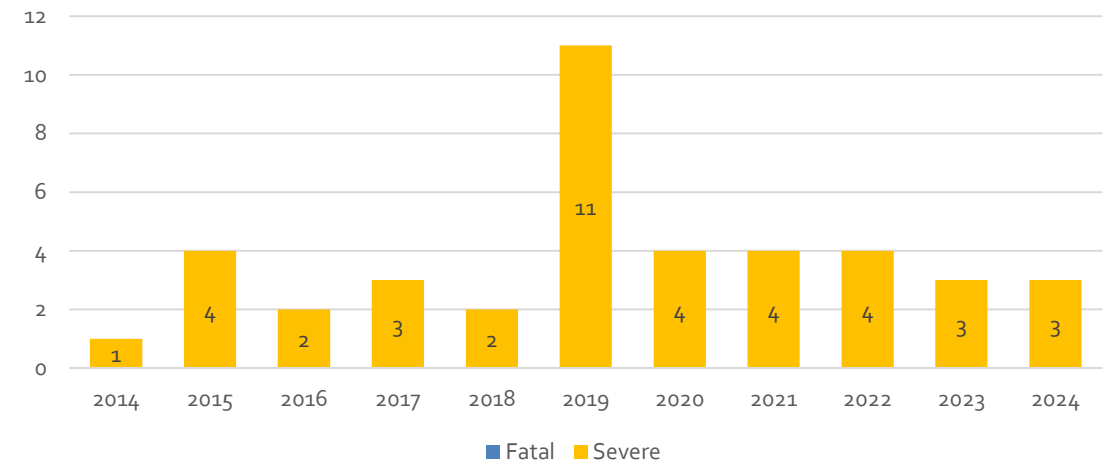
Total Severe and Fatal Crash History



Pedestrian Severe and Fatal Crashes



Bicycle Involved Severe Crashes

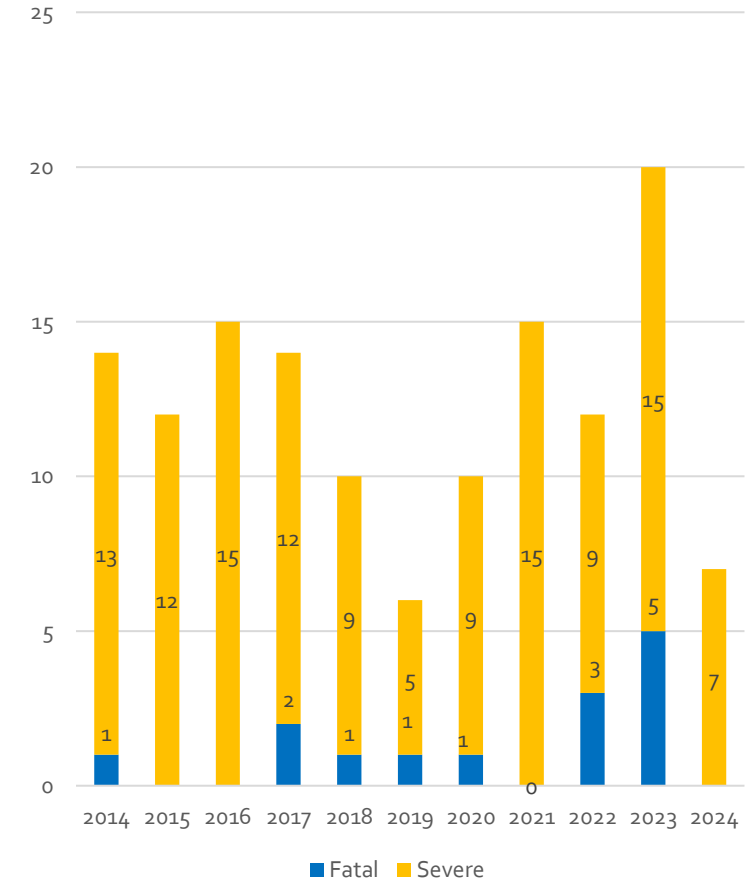
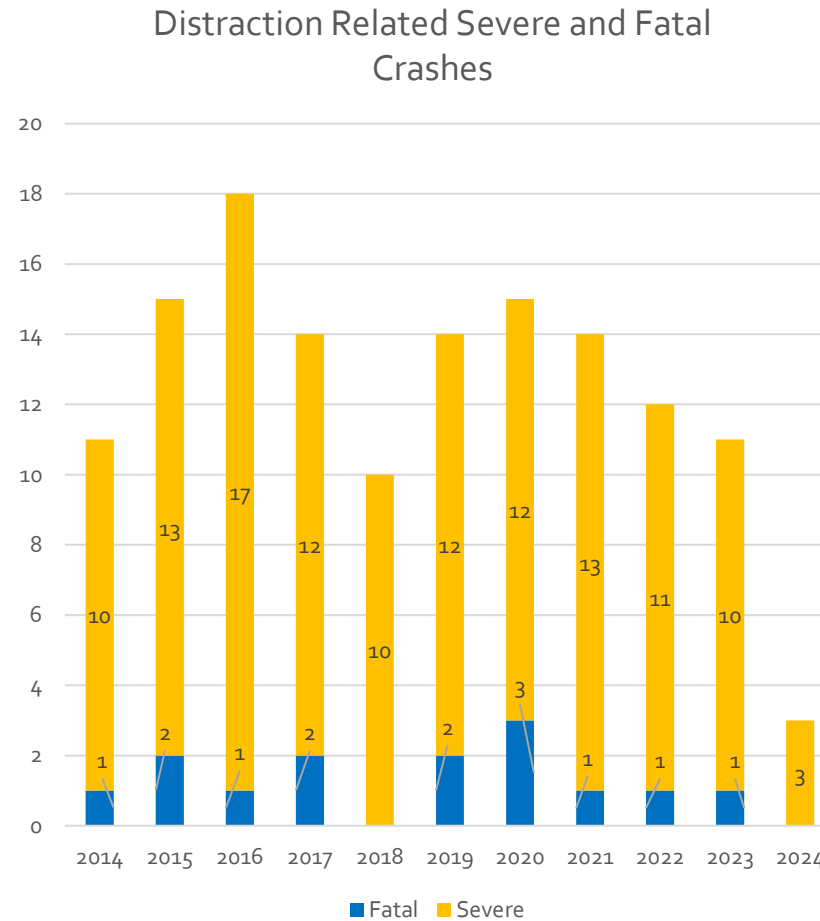
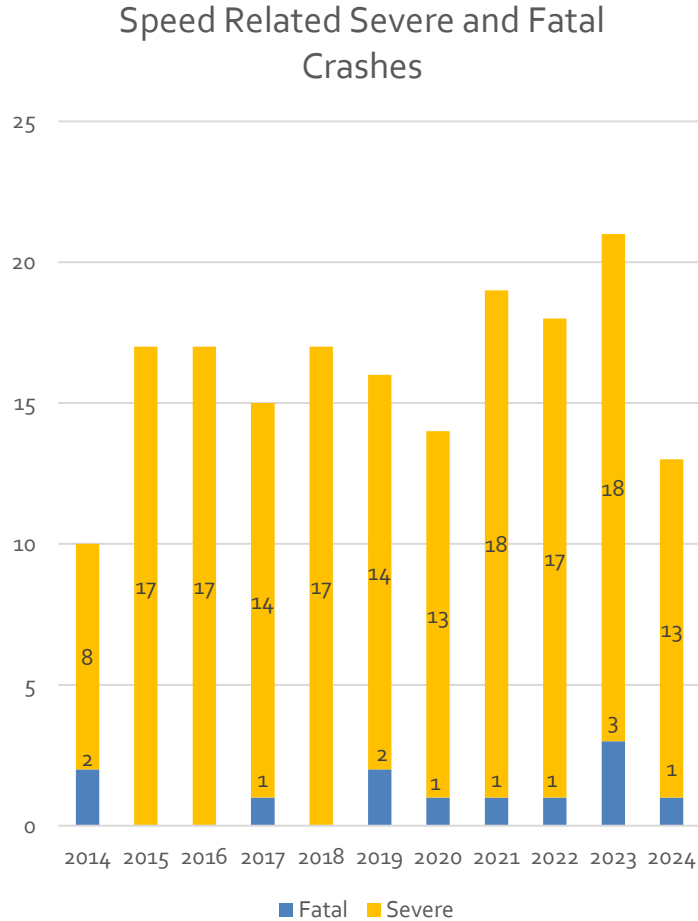


29 Total Severe & Fatal Crashes Occurred in Arlington thru Aug 2024

- 6 crashes (21%) on Arlington-owned roadways
- 9 crashes (31%) on VDOT-maintained Interstates
- 14 crashes (48%) on VDOT-owned arterial roadways

Critical Crash Trends (Thru Aug 2024): Behavioral Characteristics

Alcohol Severe and Fatal Crashes



2024 Progress To-Date

Tools Deployed:

- 1 Flashing Beacons
- 1 Speed Feedback
- 8 School Beacons
- 700ft+ Separated Bike Lanes
- 27 Curb extensions
- 12+ Leading Pedestrian Intervals
- 5 Hardened Centerline Intersections
- 6 Tactical Speed Humps
- 15 New/Upgraded Traffic Signals
- 10 Speed Safety Cameras
- 6 Red-Light Safety Cameras
- Many others...



Conducted **4** High Injury Network (HIN) safety audits

Reviewed **20** critical crashes

Began a **before/after** analysis for crash hot spots



Initiated assessments for new **hot spot** locations

Began implementation of the **Transportation Safety Equity Analysis** action items



Introduced the **Vision Zero Program Dashboard**



Hosted **Annual Safety Feedback Activities** that had over **1,500** engagements



Responded **2,790+** **public requests for safety issues** and responded with a 15-day completion average



Hosted **90+** **safety-related classes/ events** with **5,500+** attendees

Relaunched the **critical crash mitigation campaign** and reached **240,000+** people per month

Constructed **17** **quick-build safety projects**

Completed **1** new **safety-driven capital project**

Installed **19** **slow zones / school zone retrofits**

Launched a tactical **hardened centerline pilot project** at **5** locations

Expanded the **PhotoRED** red-light safety camera program to **6** new intersections

Launched **PhotoSPEED** camera program at **10** school zone locations

Collaborated with VDOT on **15** safety initiatives

Conducted **291** **child safety seat checks**

Distributed **396** **iRide cards** for students to take public transit to/ from school

Added **21** **micro-mobility corrals**

Joined the national **Vision Zero Community Pairing Program**



Automated Safety Enforcement Fall 2024 Expansion



Quick Build Safety Projects

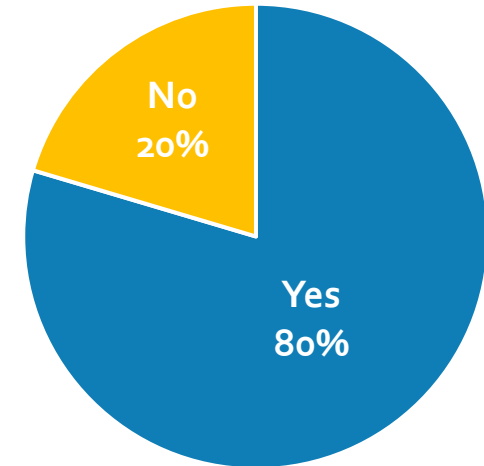
Since 2021, we have installed 50+ quick-build projects.

About 80% of quick build locations had crashes reported at the intersection prior to the installation. Following the installation, about 45% of the locations have reported crashes.

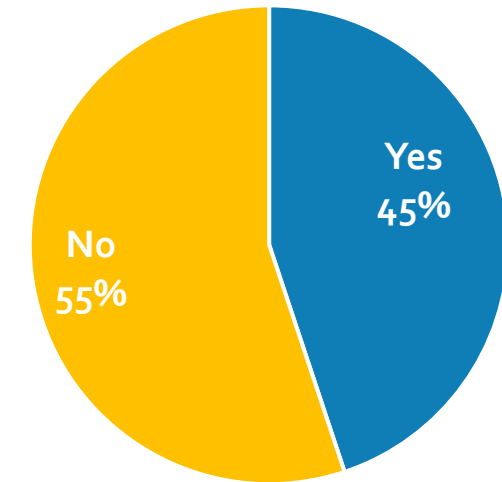
Looking only at injury crashes, quick build projects to-date have resulted in about a 34% reduction in locations with a reported injury crash.

[View Quick Build Projects on a Map](#)

Locations with Crashes *Before* Quick-Build Project Installed



Locations with Crashes *After* Quick-Build Project Installed



Quick Build Safety Projects

Clarendon Blvd & N Troy St

Before



After – Completed September 2024



Washington Blvd & 4th St N

Before




After – Completed June 2024




Quick Build Safety Projects

15th St S & S Fern St
Before



After – Completed September 2024



Quick Build Safety Projects

N Randolph St & 9th St N

Before



After – Completed January 2024



Hot Spot Improvements

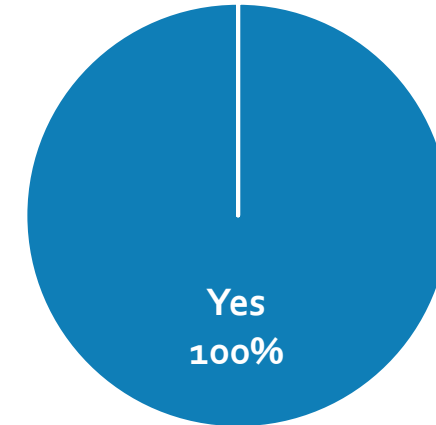
Since 2021, we have installed 65+ hot spot improvements (of varying size and scale).

All (100%) of the hot spot locations had crashes reported at the intersection prior to the improvement. Following the installations, about 58% of the locations have reported crashes.

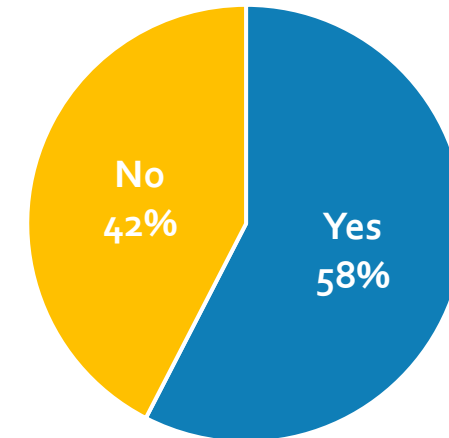
Looking only at injury crashes, hot spot improvements projects to-date have also resulted in about a 42% reduction in locations with a reported injury crash.

[View 2022-2024 Hot Spot Action Summary](#)

Locations with Crashes Before Hot Spot Improvement



Locations with Crashes After Hot Spot Improvement



Hot Spot Improvements

5 years crash data prior to improvement installation compared with after installation (time periods varies)



S Kenmore St & 19th St S:

- “Cross Traffic Does Not Stop” Sign (2023) and curb extensions (2024)
- 10 crashes (property damage and visible, nonvisible injuries) occurred during, and no crashes since the installation



Little Falls Rd & Old Dominion Dr:

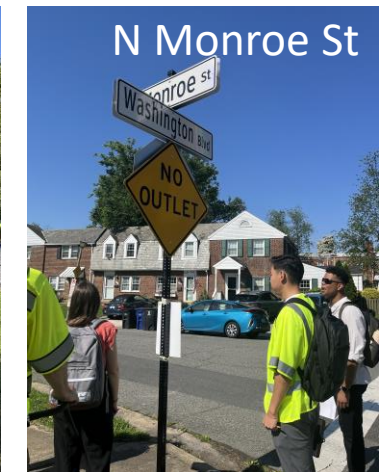
- Tactical median closure (2021)
- 55 crashes before (property damage and visible, nonvisible, severe injuries) 1 crash after (property damage)



High-Injury Network Safety Audit Cycle

Arlington's High-Injury Network is on a three-year cycle:


- The HIN is updated every three years.
- All safety audits are completed in that three-year span.
- Three years following an audit, we conduct a review of crash data and follow up on post-audit action.



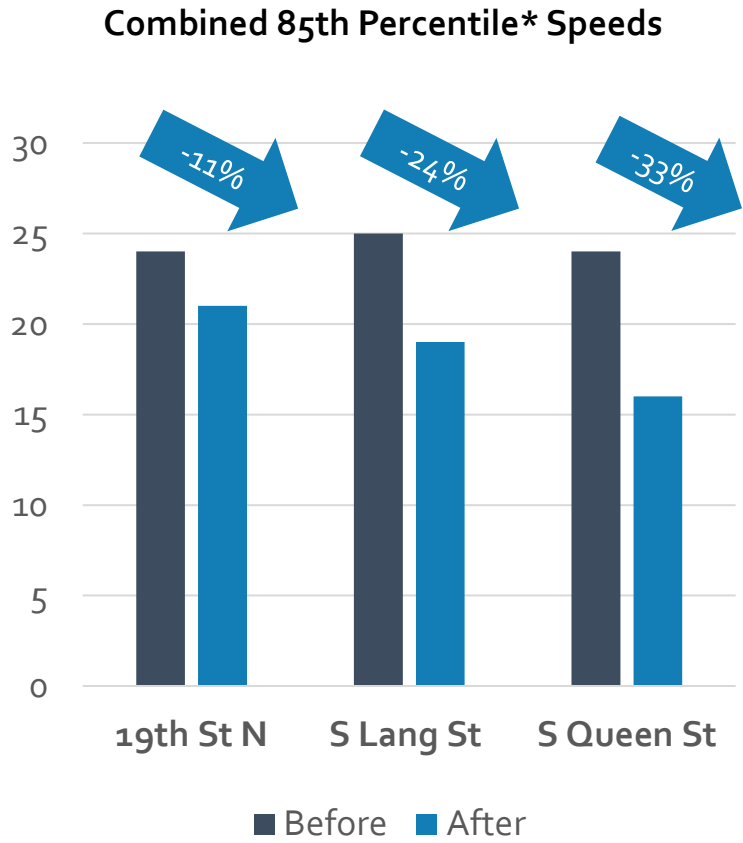
High-Injury Network Safety Audit Cycle

These are some outcomes from the HIN safety audits:


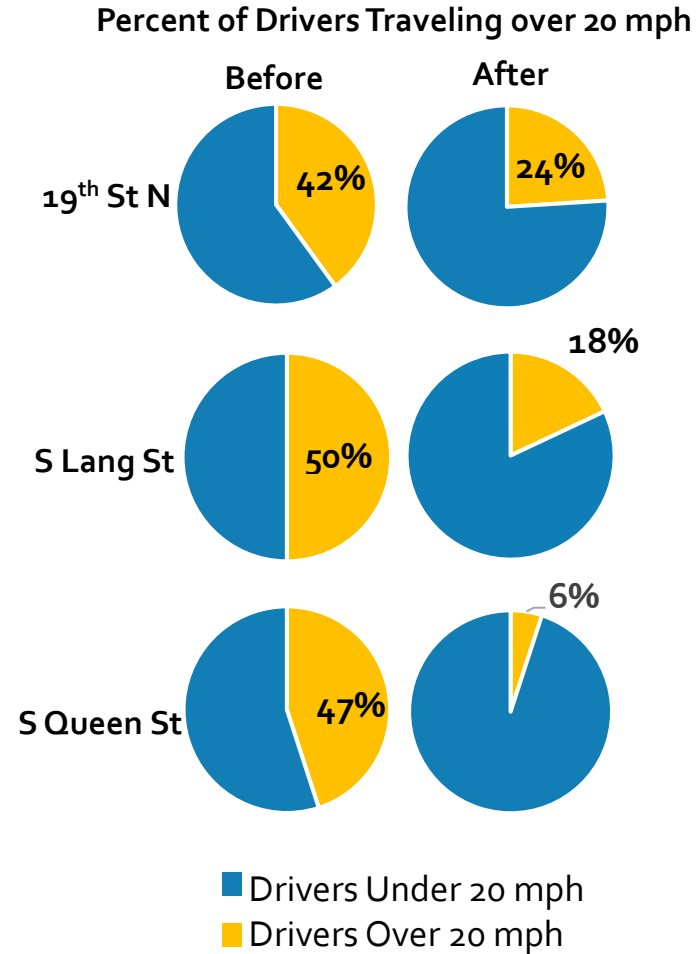
- Conducted All Way Stop Analyses
- Improved signage or replaced outdated signage
- Refreshed/improved markings
- Evaluated improvements for intersections with crash histories
- Proposed new Quick-Build projects
- Removed vegetation overgrowth that was interfering with sight line issues or accessibility



Before/After Tool Studies: Tactical Speed Humps



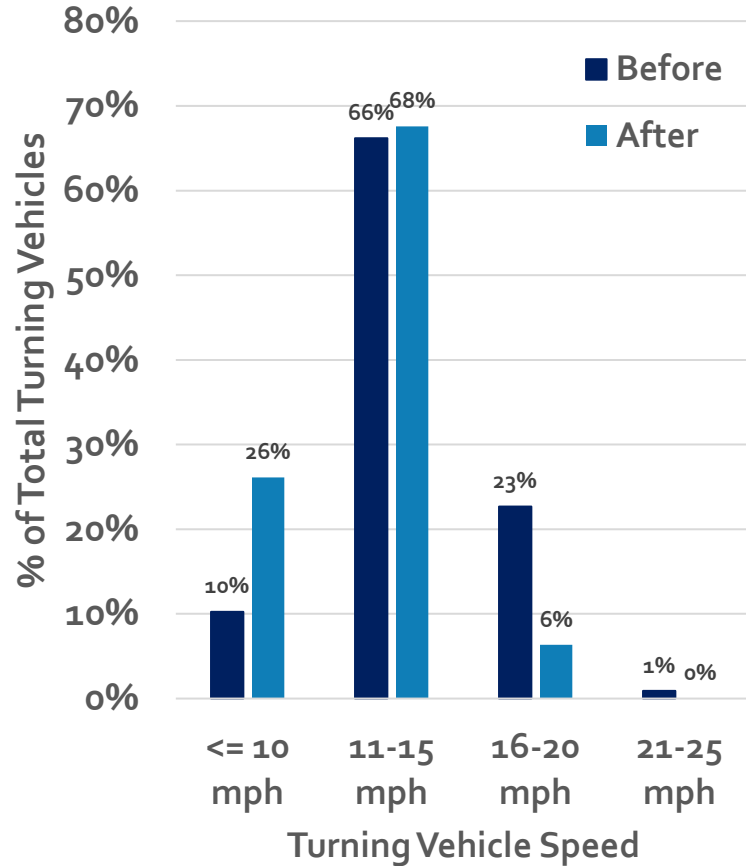
*The 85th percentile speed is the speed at or below which 85 percent of the drivers travel on a road segment.



Before/After Tool Studies: Hardened Centerlines

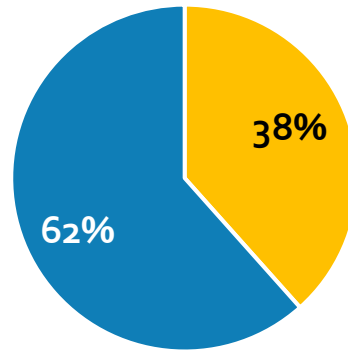
Resulted in **16%** increase in cars turning at **<10 mph** speeds

Hardened Centerlines Left Turning Speeds - All Sites

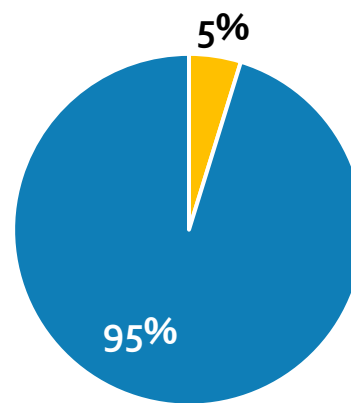


- Driver Crosses Centerline
- Driver Does Not Cross Centerline

Lane Position - Before



Lane Position - After



Tools and Installations



Critical Crash Mitigation Campaign

- Year-round messaging with a monthly theme.
- Themes are identified through Arlington's Critical Crash Review team based on common factors involved in severe and fatal crashes.
- Shared via:
 - Vision Zero Newsletter
 - External Stakeholders Group
 - Spotlight on VZ website
 - Equity focused pop-ups
 - Facebook ads
 - ArlNow ads/emails
 - Arlington social media channels
 - Other Arlington newsletters

1,200+ people took the Drivers Ed 2024 Quiz

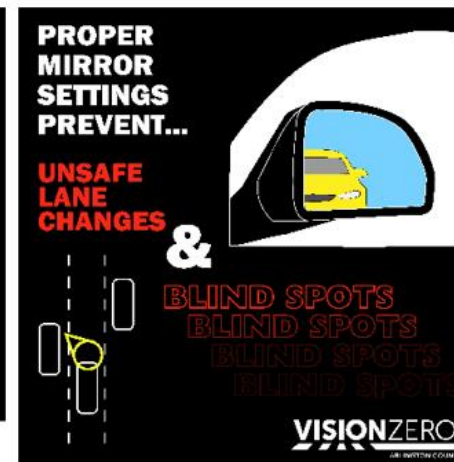


Minor distractions cause serious crashes.



It's okay to **pull over and pause.**

VISIONZERO
ARLINGTON COUNTY



VISIONZERO
ARLINGTON COUNTY



What drivers see at 20 MPH

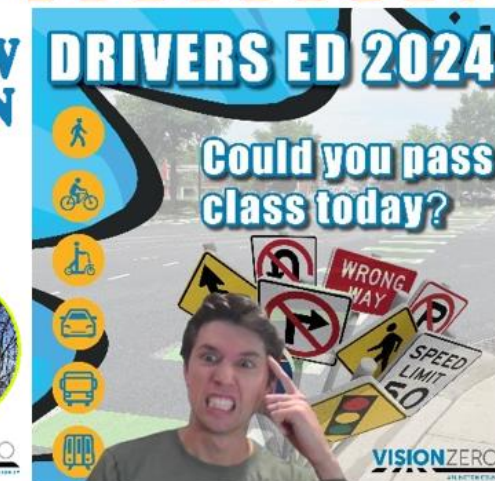


Slower is safer for everyone

VISIONZERO
ARLINGTON COUNTY



VISIONZERO
ARLINGTON COUNTY



VISIONZERO
ARLINGTON COUNTY

Anti-Drunk Driving Message Coming this Fall

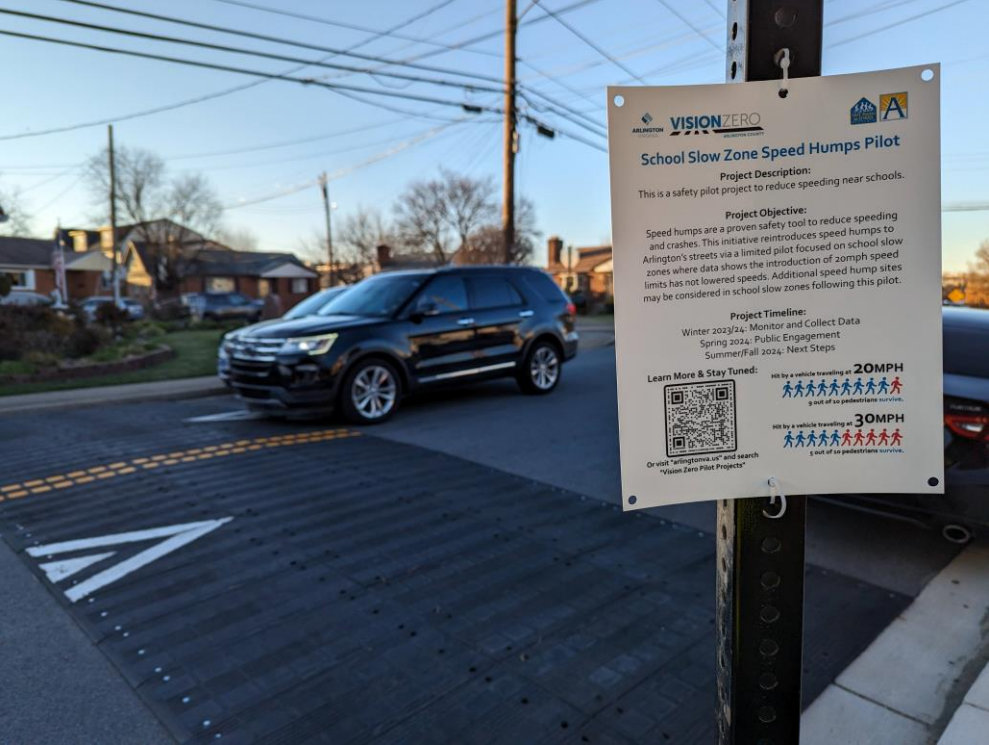
Pop-Up Events

- Hosted at pre-existing events to maximize engagement
- Centered around a relevant, educational theme
- Include multilingual staff
- Focused on hard-to-reach community members and / or the High-Injury Network
- Include giveaways



In-Street Education & Engagement

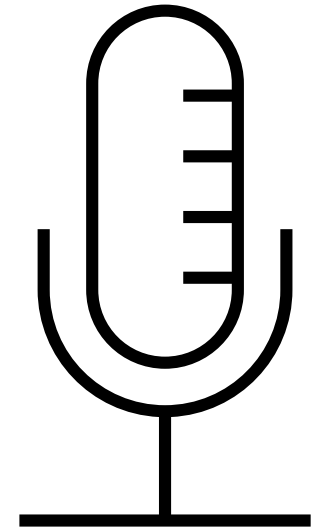
We are working to add more in-street elements to *meet people where they are* and foster more equitable and inclusive engagement.




Upcoming in 2024

- Complete review of all newly identified [crash hot spots](#) and conduct 2 [HIN safety audits](#)
- [Before/after analyses](#) of project and tool installations
- Implementing recommendations of the [Transportation Safety Equity Analysis](#)
- Support the [Arlington's Transportation Future](#) comprehensive plan update
- Continue building or developing plans for 30+ [quick build safety projects](#)
- Continue programming and construction for 21+ [safety-driven capital projects](#)
- Continue speed limit studies and implement speed reduction strategies
- Refresh the [Multimodal Engineering Safety Toolbox](#)
- Implement and assess [pilot safety projects](#)
- Monitor and review [automated safety enforcement](#) initiatives
- Initiation of a [regional impaired driving awareness and resources campaign](#)
- Coordination with [VDOT](#) on safety initiatives
- Development of the 2025 Legislative Package for the General Assembly
- Begin planning for Vision Zero Action Plan Update

Updates from ESG Organizations



Feedback Questions

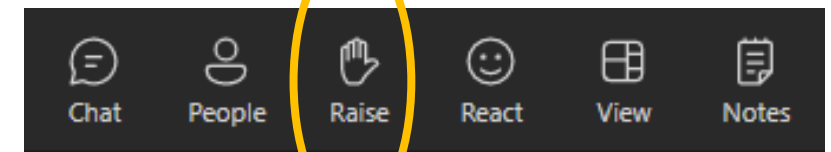


Feedback Questions

- **POLL:** How is the Vision Zero Program meeting your expectations?
 - Far exceeds expectations
 - Exceeds expectations
 - Meets expectations
 - Falls short of expectations
 - Falls far short of expectations
- **DISCUSSION:** Where/how are we falling short of your expectations?

See chat for live poll >>

Raise your hand to discuss



Feedback Questions

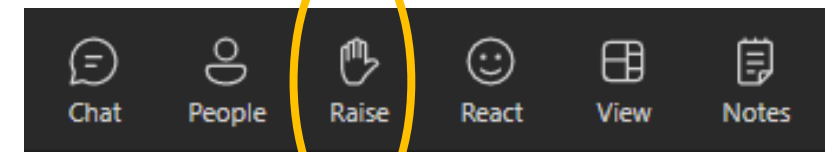
- **POLL:** What would you like to see more of? (Select Many)

- Large-scale project implementation
- Quick-build project implementation
- Pilot projects
- Communications/messaging campaigns
- Community education activities & events
- Policy changes
- Speed limit changes
- ESG meetings
- Automated Safety Enforcement
- Other

- **DISCUSSION:** Provide examples!

See chat for live poll >>

Raise your hand to discuss

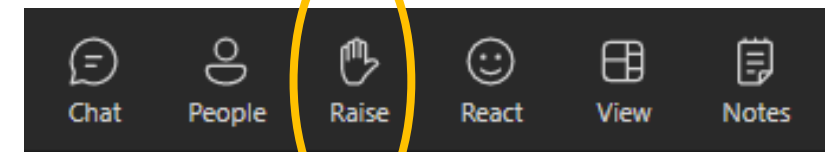


Feedback Questions

- **POLL:** What outreach has been most effective?
 - Critical Crash Mitigation Campaign Ads
 - Pop-Up Events
 - In-Street Signs
 - Presentations / Meetings
 - Newsletter
 - Social Media
 - Partnerships
- **DISCUSSION:** How have you used Vision Zero messaging? What could we do more of?

See chat for live poll >>

Raise your hand to discuss

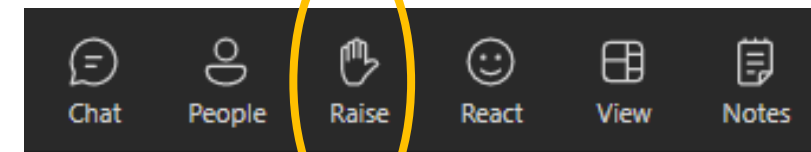


Feedback Questions

DISCUSSION:

- How is the monthly ESG email update doing?
- How else would you like to be engaged?

Raise your hand to
discuss

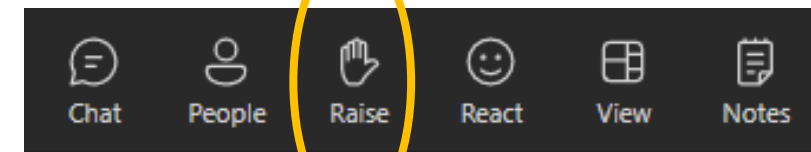


Feedback Questions

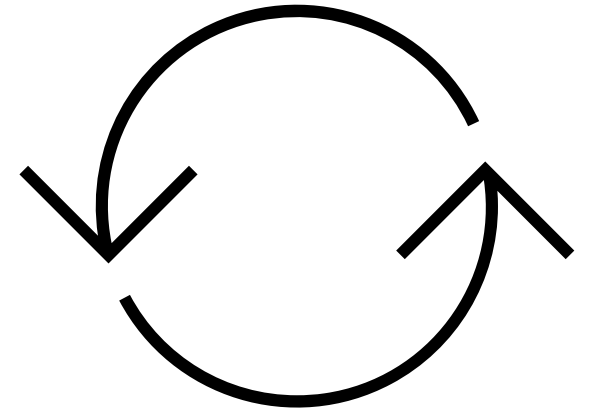
DISCUSSION:

- Do you use the Vision Zero website?
- What do you like about it? What could be better?

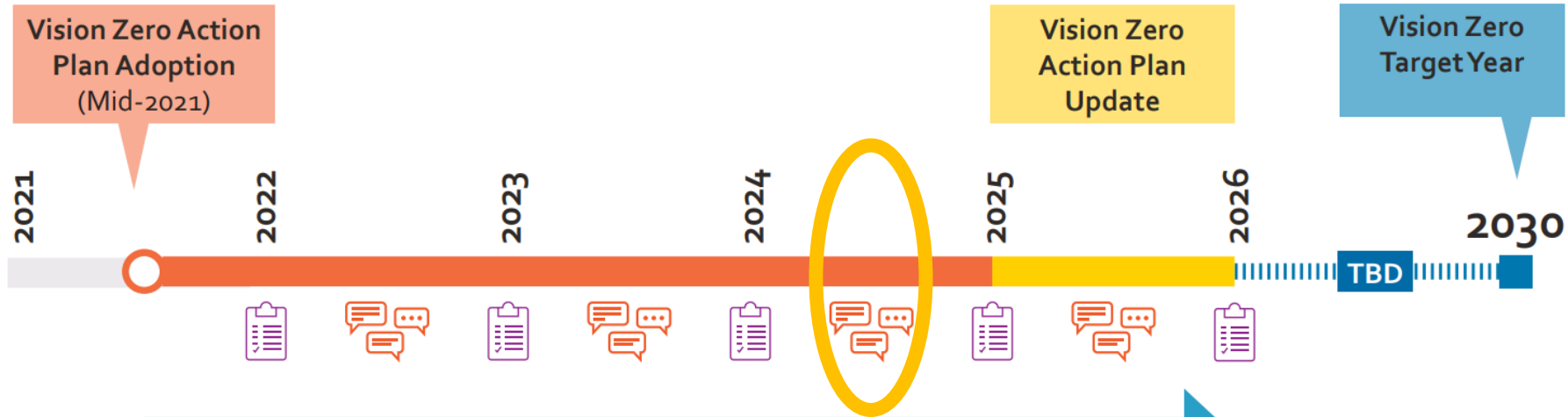
Raise your hand to
discuss



2025 Action Plan Update



Action Plan Update Upcoming



We will implement action items, review outcomes, and identify next steps in an iterative and collaborative process.

Actions may evolve or change over time. To see which actions we're taking and when, view the **Vision Zero Action Plan** at transportation.arlingtonva.us/vision-zero.

Key

-  Annual Report & Public Meeting
-  Mid-year Check-in with External Stakeholders Group

[View the Year 3 Mid-Year Report](#)

Action Plan Update Tentative Timeline

2024

- Pull ideas and experiences from other Vision Zero communities

2025

- Prepare scope for the Action Plan update
- Action Plan update kick-off
- Community/stakeholder engagement opportunities
- Development of plan

2026

- Target adoption
- Implement!!



Visioning

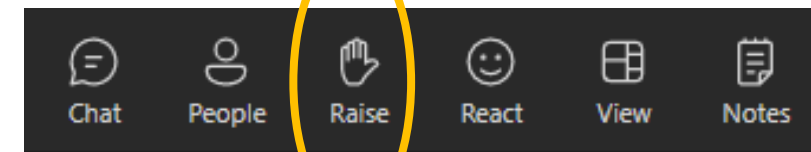
DISCUSSION:

- What does the next Vision Zero action plan need?

USE THE CHAT!

SEND IDEAS, PHOTOS, LINKS!

**Raise your hand to
discuss**

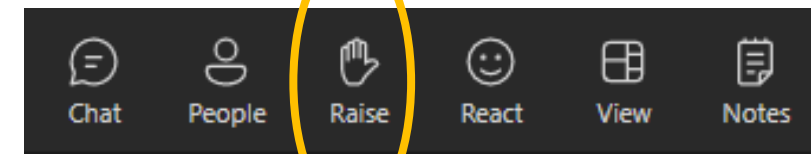


Visioning


DISCUSSION:

- Who else should be in the conversation?

**Raise your hand to
discuss**



Open Discussion



Send thoughts/ideas to csbaker@arlingtonva.us.

Closing Remarks + Wrap Up

Thank you for your
time and thoughts.

