



COMMONWEALTH'S ATTORNEY

Parisa Dehghani-Tafti, Commonwealth's Attorney

1425 N. COURTHOUSE RD., SUITE 5200, ARLINGTON, VA 22201

703-228-4410

CWA_info@arlingtonva.us

Our Mission: The Office of the Commonwealth's Attorney for Arlington and the City of Falls Church pursues justice, broadly, on behalf of victims, defendants, and all of the members of our community. We prioritize public safety, transparency, and accountability. We strive to incorporate data-driven practices to inform our policies, while also seeking restoration by engaging with victims of crime and the community to repair harm.

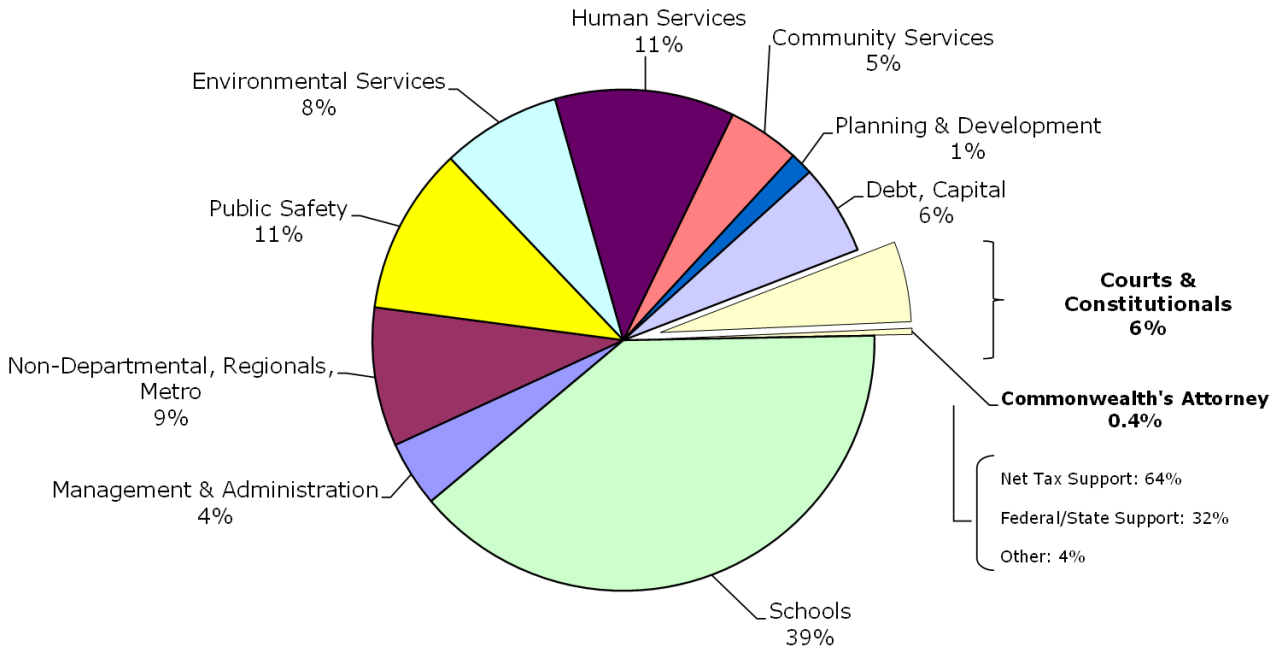
The Commonwealth's Attorney, a Constitutional Officer for the Commonwealth of Virginia, is responsible for public safety in Arlington County, the City of Falls Church, and Ronald Reagan Washington National Airport.

The Commonwealth's Attorney Office reviews criminal complaints and render legal assistance to law enforcement officers; assigns and schedules all cases and oversees their evaluation and preparation; and appears before the General District Court, Juvenile and Domestic Relations District Court, and the Circuit Court. In addition the Office recommends eligible cases for diversion for resolution through restorative or other alternative processes and provides victim and witness support services.

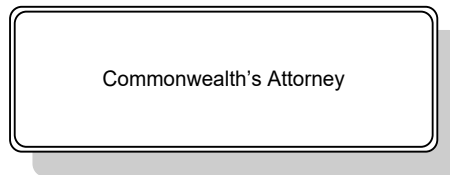
The responsibilities of the Office of the Commonwealth's Attorney include:

- Setting policy and priorities in order to make certain the focus, manner, and extent of prosecution decisions achieve both safety and justice for the community.
- Directing the office's resources in ways that focus on serious crimes, protect vulnerable members of the community, and support diversion and alternative programs such as drug and mental health courts, and restorative justice.
- Managing, training, and supervising attorneys, interns, and staff.
- Undertaking community engagement, public education, and transparency to prevent crime and respond to community concerns.

FY 2023 Proposed Budget - General Fund Expenditures



LINE OF BUSINESS



Office of the Commonwealth's Attorney

SIGNIFICANT BUDGET CHANGES

The FY 2023 proposed expenditure budget for the Office of the Commonwealth's Attorney is \$5,838,300, an eleven percent increase from the FY 2022 adopted budget. The budget reflects:

- ↑ Personnel increases due to employee salary increases, slightly higher retirement contributions based on current actuarial projections, and the addition of one-time funding for five positions (two attorneys and three paralegals) to support the continued implementation of body worn cameras (\$420,000, 5.00 FTEs).
- ↑ Non-personnel increases due to adjustments to the annual expense for maintenance and replacement of County vehicles (\$119).

- ↑ Fee revenues increase due to higher projections in Falls Church reimbursements based on the FY 2023 budget and reconciliation of prior year payments with actual expenditures (\$6,299).
- ↑ Grant revenues increase due to an increase in State Compensation Board reimbursements (\$146,022).

DEPARTMENT FINANCIAL SUMMARY

	FY 2021 Actual	FY 2022 Adopted	FY 2023 Proposed	% Change '22 to '23
Personnel	\$4,310,714	\$5,071,372	\$5,662,826	12%
Non-Personnel	146,536	175,355	175,474	-
Total Expenditures	4,457,250	5,246,727	5,838,300	11%
Fees	165,730	220,148	226,447	3%
Grants	1,627,981	1,707,904	1,853,926	9%
Total Revenues	1,793,711	1,928,052	2,080,373	8%
Net Tax Support	\$2,663,539	\$3,318,675	\$3,757,927	13%
Permanent FTEs	41.00	42.00	47.00	
Temporary FTEs	-	-	-	
Total Authorized FTEs	41.00	42.00	47.00	

OFFICE OF THE COMMONWEALTH'S ATTORNEY

PROGRAM MISSION

The Office of the Commonwealth's Attorney for Arlington and the City of Falls Church pursues justice, broadly, on behalf victims, defendants, and all of the members of our community. We prioritize public safety, transparency, and accountability. We strive to incorporate data-driven practices to inform our policies, while also seeking restoration by engaging with victims of crime and the community to repair harm.

Summary of FY 2022 department initiatives:

- Created the Arlington Disability and Justice System Coalition.
- Formed and staffed a new Conviction Integrity Unit.
- Secured indictments and convictions in all the serious cases pursued by the office, including convictions in two serial rape cases, convictions in three child sex abuse cases, guilty pleas in three homicide cases (with two dating back to 2018), and an indictment in a 23-year-old cold case homicide.
- Prevented a wrongful conviction in a rape case and prevented an unfair deportation in a case dating back to 2014.
- Received several grants for restorative justice practices.

PERFORMANCE MEASURES

Office of the Commonwealth's Attorney

Critical Measures	FY 2018 Actual	FY 2019 Actual	FY 2020 Actual	FY 2021 Actual	FY 2022 Estimate	FY 2023 Estimate
Number of "No True Bills" (grand jury does not issue indictments)	3	7	0	2	2	2
Number of indictments resolved by guilty pleas	1,168	965	421	387	404	395
Percent of victims receiving services (information and/or direct services)	100%	100%	100%	100%	100%	100%

Supporting Measures	FY 2018 Actual	FY 2019 Actual	FY 2020 Actual	FY 2021 Actual	FY 2022 Estimate	FY 2023 Estimate
Circuit Court: Indictments	1,045	713	391	449	615	530
Circuit Court: Misdemeanor appeals	449	404	183	144	165	155
Circuit Court: Probation revocation	2,644	2,451	2,066	2,805	2,430	2,490
Circuit Court: Sentencings	654	354	148	153	150	150
Arlington General District Court: Criminal Misdemeanor Cases	3,912	3,476	3,970	2,662	2,276	2,470
Arlington General District Court: Criminal Felony Cases	1,907	1,484	1,200	1,782	1,504	1,640
Arlington General District Court: Traffic Misdemeanor Cases	5,336	5,723	3,970	4,216	3,901	4,100
Arlington General District Court: Traffic Felony Cases	100	87	55	81	80	75

OFFICE OF THE COMMONWEALTH'S ATTORNEY

Supporting Measures	FY 2018 Actual	FY 2019 Actual	FY 2020 Actual	FY 2021 Actual	FY 2022 Estimate	FY 2023 Estimate
Arlington Juvenile and Domestic Relations District Court: Adult Misdemeanor Cases	399	362	313	349	376	360
Arlington Juvenile and Domestic Relations District Court: Adult Felony Cases	103	91	77	98	104	100
Arlington Juvenile and Domestic Relations District Court: Juvenile Misdemeanor Cases	572	446	439	217	156	190
Arlington Juvenile and Domestic Relations District Court: Juvenile Felony Cases	211	137	140	143	114	130
Arlington Juvenile and Domestic Relations District Court: Traffic Cases	101	84	93	83	84	80
Arlington Juvenile and Domestic Relations District Court: Other (Show Cause/Capias)	483	364	589	371	362	370
Falls Church General District Court: Criminal Misdemeanor Cases	226	206	176	148	102	100
Falls Church General District Court: Criminal Felony Cases	57	76	54	81	72	75
Falls Church General District Court: Traffic Misdemeanor Cases	447	488	258	167	96	95
Falls Church General District Court: Traffic Felony Cases	2	4	2	2	1	1
Falls Church Juvenile and Domestic Relations District Court: Adult Misdemeanor Cases	24	19	16	14	9	12
Falls Church Juvenile and Domestic Relations District Court: Adult Felony Cases	3	5	9	10	6	8
Falls Church Juvenile and Domestic Relations District Court: Juvenile Misdemeanor Cases	16	24	42	26	6	16
Falls Church Juvenile and Domestic Relations District Court: Juvenile Felony Cases	8	10	4	3	8	6
Falls Church Juvenile and Domestic Relations District Court: Traffic Cases	23	15	9	5	6	6
Falls Church Juvenile and Domestic Relations District Court: Other (Show Cause/Capias)	15	9	11	14	6	10
Percent of victims receiving direct services (Victim Specialist assigned)	50%	66%	63%	59%	59%	60%
Percent of victims receiving generic/indirect services (given information on basic rights and program services, no Victim Specialist assigned)	50%	34%	37%	41%	41%	40%

- The criminal and traffic case count for the General District Courts of Arlington and Falls Church have been restructured in FY 2023.

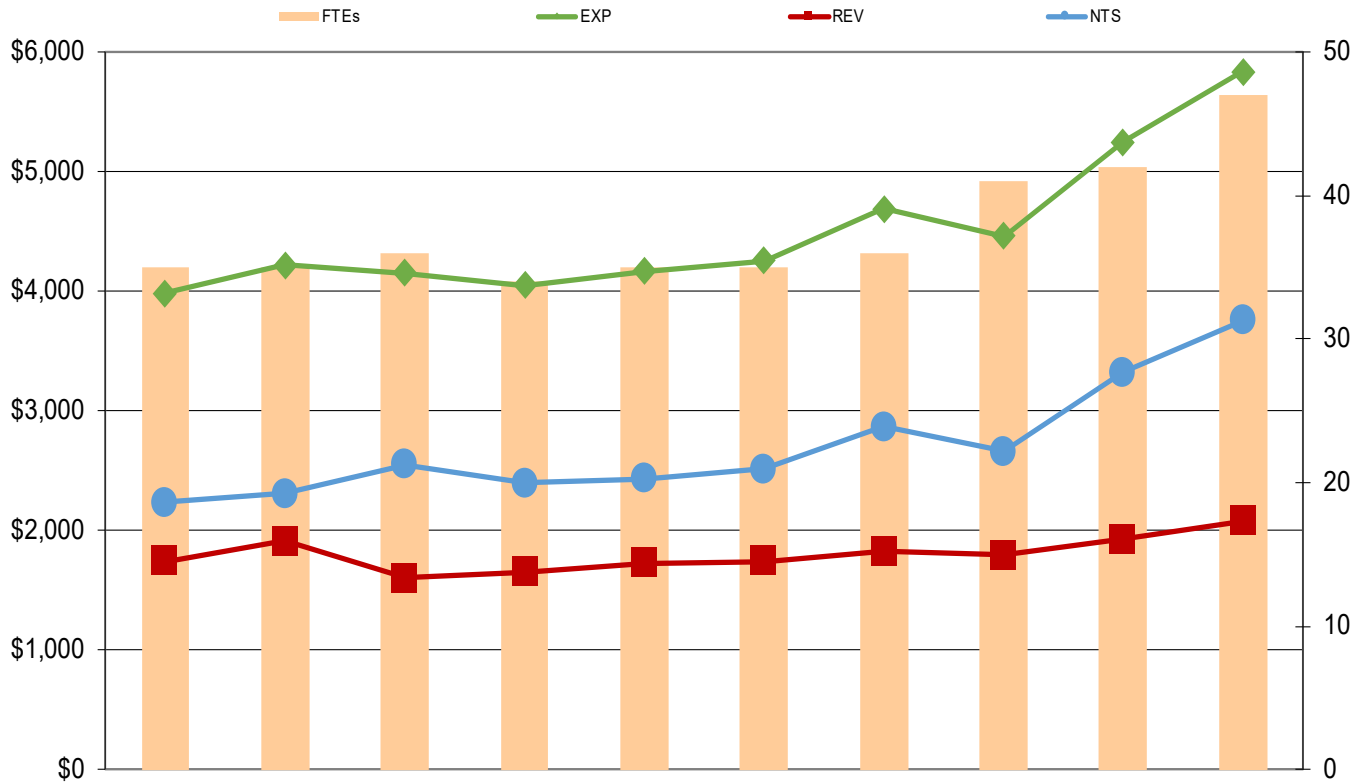
OFFICE OF THE COMMONWEALTH'S ATTORNEY

Body Worn Camera Program

Supporting Measures	FY 2018 Actual	FY 2019 Actual	FY 2020 Actual	FY 2021 Actual	FY 2022 Estimate	FY 2023 Estimate
Number of body worn camera videos uploaded	N/A	N/A	N/A	7,763	14,640	14,860
Hours of body worn camera video uploaded	N/A	N/A	N/A	6,071	9,900	10,450

- Arlington County's body worn camera (BWC) program launched midway through FY 2021. The figures in this table for FY 2021 represent six months' worth of BWC data. The estimates in this table for FY 2022 and FY 2023 represent a full year's worth of BWC data.

EXPENDITURE, REVENUE, NET TAX SUPPORT, AND FULL-TIME EQUIVALENT TRENDS



	FY 2014	FY 2015	FY 2016	FY 2017	FY 2018	FY 2019	FY 2020	FY 2021	FY 2022	FY 2023
\$ in 000s	Actual	Actual	Actual	Actual	Actual	Actual	Actual	Actual	Adopted Budget	Proposed Budget
EXP	\$3,981	\$4,215	\$4,153	\$4,050	\$4,167	\$4,258	\$4,686	\$4,457	\$5,247	\$5,838
REV	\$1,745	\$1,908	\$1,603	\$1,653	\$1,731	\$1,743	\$1,821	\$1,794	\$1,928	\$2,080
NTS	\$2,237	\$2,307	\$2,550	\$2,396	\$2,436	\$2,515	\$2,865	\$2,663	\$3,319	\$3,758
FTEs	35.00	35.00	36.00	34.00	35.00	35.00	36.00	41.00	42.00	47.00

Fiscal Year	Description	FTEs
FY 2014	<ul style="list-style-type: none"> ▪ Increased fee revenues due to higher projections of Falls Church reimbursements (\$2,619). ▪ Increased grant revenues due to an increase in State Compensation Board reimbursements (\$77,298) as a result of restoration of previous state aid reductions and salary increases. ▪ Decreased grant revenues in the High Intensity Drug Trafficking Area (HIDTA) grant reimbursements (\$3,758) based on projected personnel expenditures for the grant funded positions. 	
FY 2015	<ul style="list-style-type: none"> ▪ Decreased fee revenues due to lower projections of Falls Church reimbursements (\$14,096), offset by an increase in revenue for services related to Commonwealth's Attorney's costs (\$5,000). ▪ Increased grant revenues due to an increase in State Compensation Board reimbursements (\$159,811) and an increase in the High Intensity Drug Trafficking Area (HIDTA) grant reimbursements (\$12,149). 	
FY 2016	<ul style="list-style-type: none"> ▪ The County Board added ongoing funding for an Administrative Assistant position (\$50,000). ▪ Fee revenues increased due to higher projections of Falls Church reimbursements (\$8,114) and revenue for services related to Commonwealth's Attorney's costs (\$1,000). ▪ Grant revenues increased due to an increase in State Compensation Board reimbursements (\$79,611) and an increase in the Department of Criminal Justice Services Victim Witness Program Grant (\$5,213). 	1.00
FY 2017	<ul style="list-style-type: none"> ▪ Eliminated two full-time Assistant Commonwealth's Attorney positions partially funded by the High Intensity Drug Trafficking Area (HIDTA) grant (\$244,730 in expenses, \$207,890 in revenue, and 2.0 FTEs). Loss of the HIDTA grant does not impact County services because the employees performed no prosecutorial functions in Arlington County. ▪ Decreased fee revenue due to lower projections in the share of concealed weapon permit fees allocated to the Commonwealth's Attorney (\$2,000). ▪ Increased fee revenue due to higher projections of Falls Church reimbursements based on the FY 2017 budget and reconciliation of prior year payments with actual expenditures (\$397). ▪ Increased grant revenue due to adjustments in Compensation Board reimbursements (\$2,546). ▪ <i>Added a grant funded FTE for the Victim Witness Grant in July 2016.</i> 	(2.00) 1.00
FY 2018	<ul style="list-style-type: none"> ▪ Increased fee revenue due to higher projections of Falls Church reimbursements based on the FY 2018 budget and reconciliation of prior year payments with actual expenditures (\$43,090). ▪ Decreased Commonwealth's Attorney's fees (\$1,500). ▪ Increased grant revenue due to an increase in the Department of Criminal Justice Services Victim Witness (VW) grant (\$91,387) to fund the addition 	

Fiscal Year	Description	FTEs
	<p>of 1.0 FTE in the Victim Witness Program previously authorized in FY 2017 and the purchase of new technology for the Program.</p> <ul style="list-style-type: none"> ▪ Decreased grant revenue due to a reduction in the state Compensation Board reimbursement (\$6,632). 	
FY 2019	<ul style="list-style-type: none"> ▪ Decreased fee revenue due to lower projections of Falls Church reimbursements based on the FY 2019 budget and reconciliation of prior year payments with actual expenditures (\$12,836). ▪ Increased grant revenue due to a reconciliation with FY 2018 adopted State Compensation Board revenue (\$9,133). ▪ <i>Added a State Compensation Board funded Assistant Commonwealth Attorney II position and one-time non-personnel start-up funds in September FY 2019 to prosecute insurance fraud and related crimes in the Northern Virginia area (\$84,879 personnel; \$7,500 one-time non-personnel).</i> 	1.00
FY 2020	<ul style="list-style-type: none"> ▪ Reduction in overtime budget (\$5,730). ▪ Reduction of wireless services due to a review of cellular providers (\$133). ▪ Fee revenue increased due to higher projections of Falls Church reimbursements based on the FY 2020 budget and reconciliation of prior year payments with actual expenditures (\$15,246). ▪ Increased grant revenue due to adjustments in State Compensation Board funding (\$94,379) and increased State Compensation Board reimbursements (\$31,092). 	
FY 2021	<ul style="list-style-type: none"> ▪ Added an Information Systems Analyst position (\$135,000) to assist with technology support and a Management Analyst position (\$110,000) responsible for office administration. ▪ Decreased fee revenue due to lower projections of Falls Church reimbursements based on the FY 2021 budget and reconciliation of prior year payments with actual expenditures (\$38,380). ▪ Increased grant revenue due to an increase in State Compensation Board reimbursements (\$25,861) and an increase in the Department of Criminal Justice Services (DCJS) Victim Witness Grant (\$5,570). ▪ <i>In July 2020 after the FY 2021 budget was adopted, the County Board added three Attorney I positions (\$172,568) beginning January 2021 for the body worn camera program.</i> 	2.00 3.00
FY 2022	<ul style="list-style-type: none"> ▪ The County Board added funding for a one percent merit pay adjustment, a five percent increase in the range, and an increase to the one-time bonus for staff from \$500 to approximately \$900. ▪ The County Board also added ongoing funding for redaction software (\$33,500) to support implementation of the body worn camera program. ▪ Added an Attorney I position (\$120,795) for the body worn camera program. ▪ Fee revenues increased due to higher projections of Falls Church reimbursements based on the FY 2022 budget and reconciliation of prior year payments with actual expenditures (\$60,348). 	1.00

Fiscal Year	Description	FTEs
	<ul style="list-style-type: none">▪ Grant revenues decreased due to a decrease in State Compensation Board reimbursements (\$29,437) and a decrease in the Department of Criminal Justice Services (DCJS) Victim Witness Grant (\$163).▪ <i>In FY 2021 closeout, funding was added for a one percent merit pay adjustment (\$21,118) and a one-time bonus for staff of \$450 (\$21,075).</i>▪ <i>In FY 2021 closeout, added two overstrength attorneys and three overstrength paralegals for the body worn camera program (\$245,000).</i>▪ <i>In November 2021, the County Board accepted and appropriated two grants from the Virginia Department of Criminal Justice Services for the restorative justice program (\$339,664).</i>	